

1,816

MEDICINE/PHARMACY GRADUATES UNDERGRADUATES

4,689

TOTAL

23,805

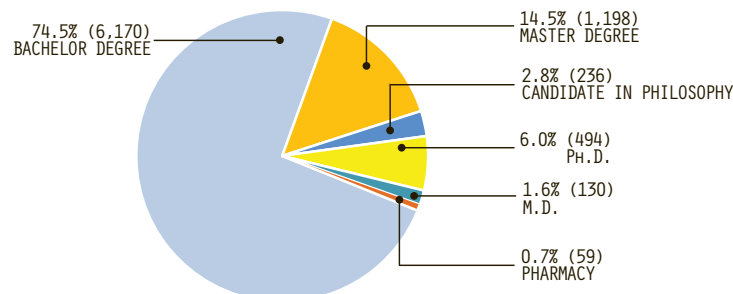
30,310

TOTAL UCSD ENROLLMENT

UCSD enrolled over six-and-a-half thousand graduate and medical students, and over twenty-three thousand undergraduate students.

DEGREES CONFERRED

In 2012/2013, UCSD awarded a total of 8,287 degrees; of these, 74.5% were awarded to undergraduates.



GRADUATION RATES - UNDERGRADUATES

Over four-fifths of all students who begin their undergraduate studies at UCSD complete their degree requirements at UCSD.

86%

THE SIX-YEAR GRADUATION RATE FOR THE 2006 FRESHMAN COHORT.

83%

THE FOUR-YEAR GRADUATION RATE FOR THE 2008 COMMUNITY COLLEGE TRANSFER COHORT.

TIME TO DEGREE

4.2 YEARS

OR 12.7 QUARTERS. THE AVERAGE TIME-TO-DEGREE FOR STUDENTS WHO ENTERED UCSD FROM HIGH SCHOOL.

2.7 YEARS

OR 8.0 QUARTERS. THE AVERAGE TIME-TO-DEGREE FOR 2006 COMMUNITY COLLEGE TRANSFER STUDENTS.

83% THE PERCENTAGE OF UNDERGRADUATES FROM CALIFORNIA.

HOUSING

In Fall 2013, as of 10-01-13, 10,734 or approximately 45% of all undergraduates live in on-campus housing based on third week enrollment numbers. The types of student housing include residence halls, single undergraduate apartments, and married student apartments.

On campus residence halls and single undergraduate apartments accommodate 10,734 students: 4,354 in residence halls and 6,380 in apartments.

Mesa, Coast, One Miramar Street, Single Graduate Apartments at Warren and the Rita Atkinson Residences comprise 1,810 apartments housing 2,119 students and approximately 965 family members when applicable.

La Jolla Del Sol apartments (faculty and staff housing) include 381 condominiums housing 263 faculty, 115 staff and 414 family members with 5 graduate/medical students and 3 family members.

Approximately 95% of the Fall 2013 entering class of freshmen were housed on campus in residence halls or apartments.

STUDENT COSTS

At UC San Diego annual undergraduate student tuition and fees are \$13,302 for California residents, along with a \$1,450 health insurance fee (students currently covered by an insurance plan may qualify for a health fee waiver). Non-California resident undergraduate students pay an additional annual amount of \$22,878 non-resident supplemental tuition. Annual graduate student tuition and fees are \$15,650 for California residents. Graduate student health care insurance in the amount of \$2,871 is included in the graduate resident fees (if students have private health insurance that meets university requirements, they may qualify for a health fee waiver). Supplemental tuition and fees for non-California residents for graduate students are \$15,102. Please note, some graduate programs have different costs and additional professional fees. All tuition and fees are subject to change.

UC San Diego's estimated total basic budget for undergraduates for the 2013-2014 for three quarters (an academic year) is estimated at approximately \$30,525 for California undergraduate residents living in University housing (this includes resident tuition and fees, health insurance fee, books and supplies, room and board, transportation and personal expenses).

FINANCIAL AID

In 2013-2014, nearly 67% of all undergraduate students are expected to receive some type of financial assistance from a wide variety of programs including Federal, State, UC and outside sources in the form of loans, grants, work-study and scholarships. This includes need and non-need students.

SCHOLARSHIPS

For the 2013-2014 academic year, UCSD estimates administering approximately \$5 million in scholarship support for undergraduate students from UC and gift and endowment sources. This includes nearly \$1.1 million in Regents Scholarships.

Notable awards to graduate students in 2013 included 124 National Science Foundation fellowships and 184 U.S. Public Health Service* traineeships.

* Includes individual NIH NRSA fellows and NIH institutional training grant trainees.

STUDY ABROAD

During the 2012-2013 academic year, over 1,100 students were abroad participating in academic and experiential programs in over 53 foreign countries through the University's Global Seminars, Education Abroad, Opportunities Abroad and Departmentally hosted programs. UCSD students received over \$650,000 in special study abroad scholarships to support their study abroad experiences.

CAREER SERVICES CENTER

Last year, the Career Services Center posted 1,767 off-campus part-time listings, 2,996 internship listings, and 2,514 on-campus listings (does not take into account students remaining in position from previous year or rehires). Many of the listings in all categories have multiple openings.

The UCSD Student Profile is published by the Office of Student Research and Information / Student Affairs. (858) 534-2382

Some of the information featured in the UCSD Student Profile was provided by the UCSD Housing Office, Career Services, Student Financial Services, the Office of Graduate Studies and Research, and International Education.

UNIVERSITY OF CALIFORNIA, SAN DIEGO STUDENT PROFILE 2013-2014

STUDENT CHARACTERISTICS

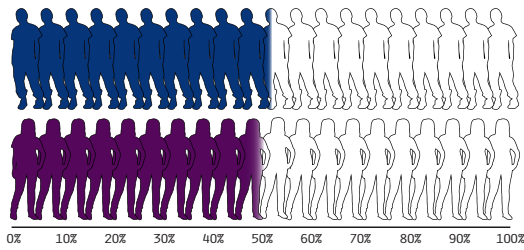
Office of Student Research & Information, Student Affairs studentresearch.ucsd.edu

2013-2014 STUDENT CHARACTERISTICS

UNDERGRADUATE ENROLLMENT

GENDER

At 51.5%, men represent the majority of undergraduate students on the UC San Diego campus.



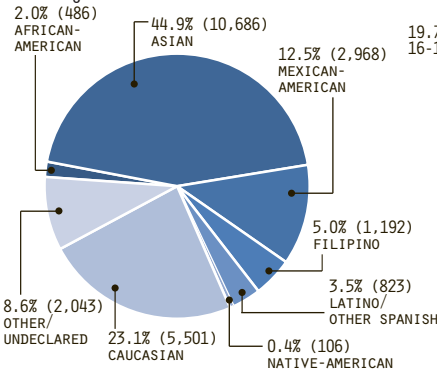
MALES:
12,270
51.5%

FEMALES:
11,535
48.5%

TOTAL:
23,805

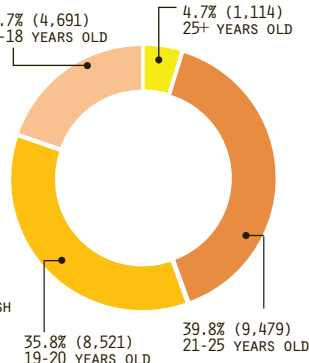
ETHNICITY

The undergraduate student body at UCSD is ethnically diverse; approximately 68% of undergraduates are students of color.



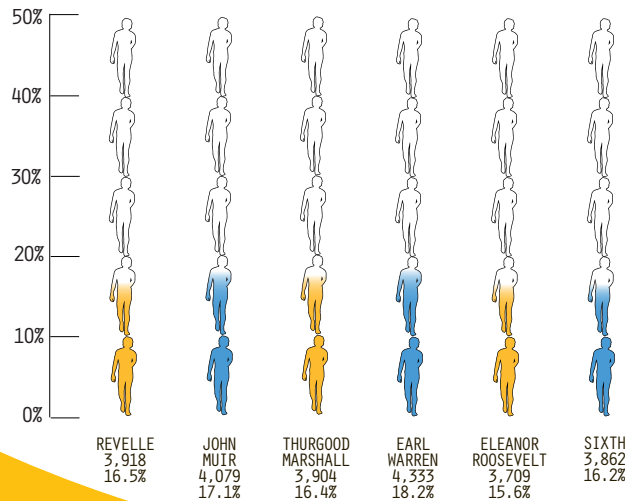
AGE

The average age of undergraduates is 21 years; the vast majority are under the age of 25.



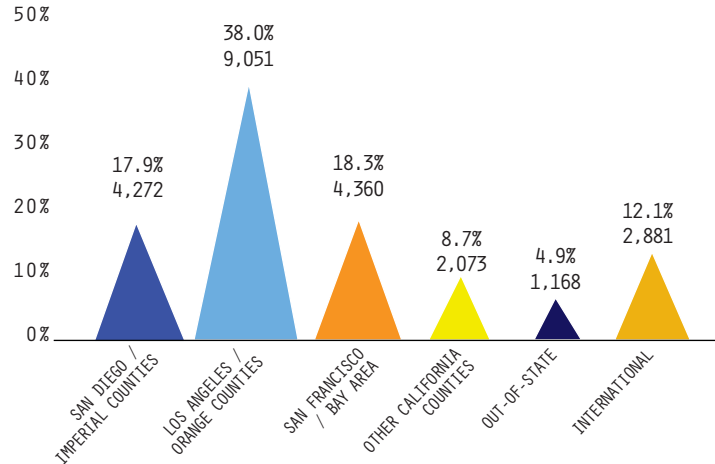
UNDERGRADUATE COLLEGES

Currently John Muir and Earl Warren Colleges enroll the largest number of undergraduates.



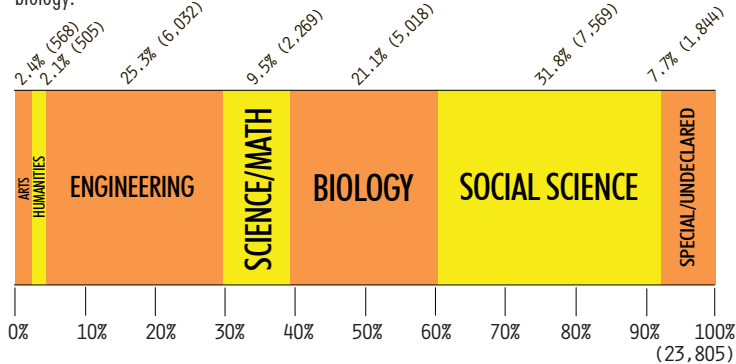
GEOGRAPHIC ORIGIN

83% of all undergraduates are from California. Out-of-state and international students represent approximately 17% of the undergraduate student body.



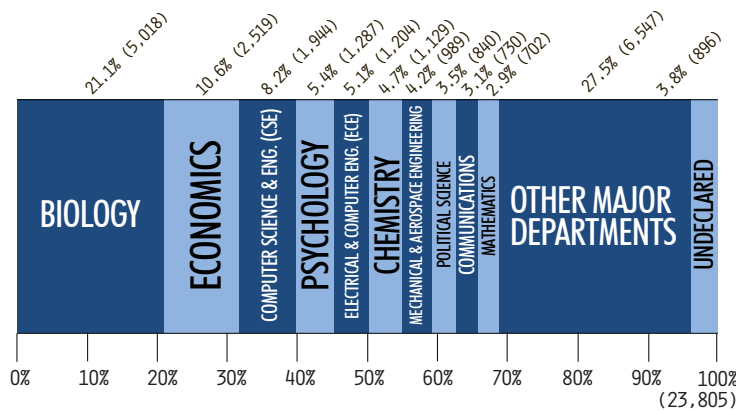
FIELDS OF STUDY

UCSD offers more than 100 undergraduate majors in six disciplinary areas (i.e. groups of majors). Currently, social science is the most popular field of study followed by engineering and biology.



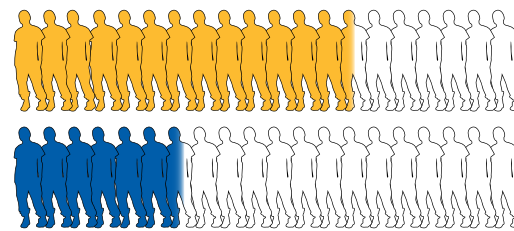
MAJOR DEPARTMENTS

The 10 most frequently declared undergraduate major departments are listed below. 21.1% of all undergraduate students major in biology.



NEW STUDENT ENROLLMENT

A total of 7,932 new students enrolled in classes in the Fall 2013 term.



FRESHMEN:
5,228
65.9%

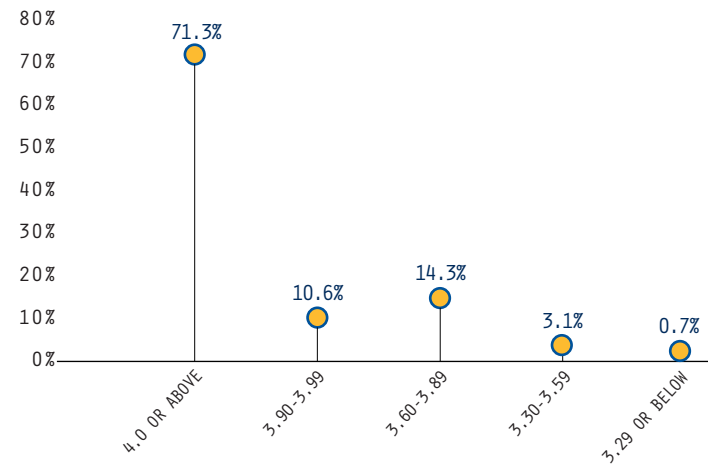
TRANSFERS:
2,704
34.1%

TOTAL:
7,932

FIRST-TIME FRESHMEN

HIGH SCHOOL GRADE POINT AVERAGE

The average high school GPA for the 2013 freshman cohort was 4.06; 71.3% had GPA of 4.0 or higher. GPAs may exceed 4.0 due to credit for honors courses.



HONORS COURSES

The average number of honors courses taken in the 10th and 11th grades for the 2013 freshman cohort was 4.5.



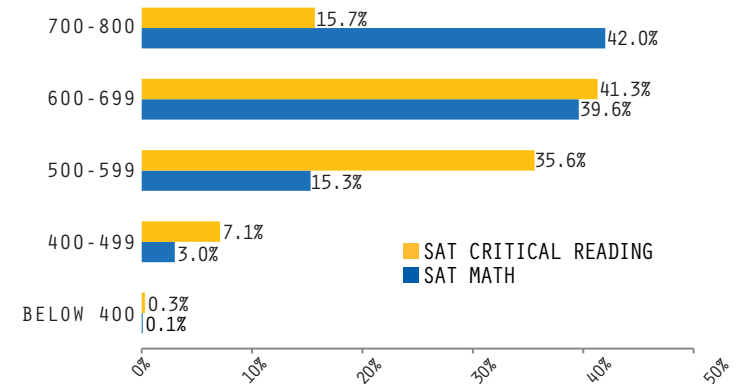
COLLEGE PREPARATORY (A-G) COURSES

For the 2013 freshman cohort, the average number of A-G semester courses completed in high school was 52. The minimum A-G course requirement is 30 semester courses - 14 of which must be taken during the last two years of high school.



SAT REASONING TEST SCORES

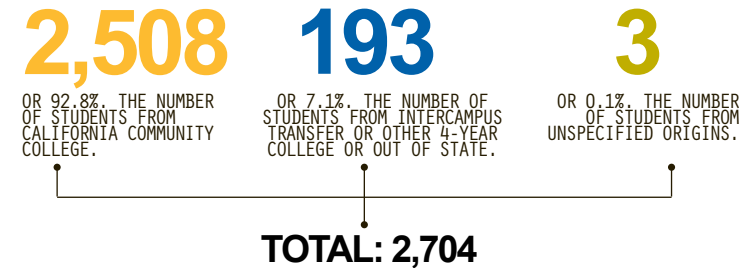
The average SAT Reasoning Test composite score for the 2013 freshman cohort was 1282. The average SAT Critical Reading and Math scores were 611 and 671, respectively.



TRANSFER STUDENTS

TRANSFER INSTITUTIONS

The vast majority of transfer students attend California Community Colleges prior to enrolling at UCSD.



TRANSFER GRADE POINT AVERAGE

The average transfer GPA for the 2013 transfer cohort was 3.52. 79.6% of all transfer matriculants had GPAs of 3.30 or higher.

