

1,905

MEDICINE/PHARMACY GRADUATES UNDERGRADUATES

5,784

TOTAL

28,127

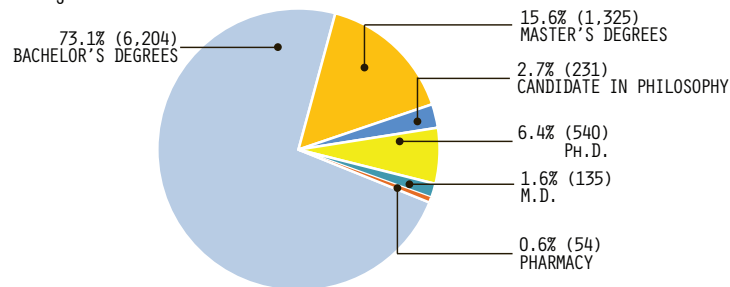
35,816

### TOTAL UCSD ENROLLMENT

UCSD enrolled 7,689 graduate and medical students, and 28,127 undergraduate students.

### DEGREES CONFERRED

In 2015/2016, UCSD awarded a total of 8,489 degrees; of these, 73.1% were awarded to undergraduates.



### GRADUATION RATES - UNDERGRADUATES

Over four-fifths of all students who begin their undergraduate studies at UCSD complete their degree requirements at UCSD.

87%

THE SIX-YEAR GRADUATION RATE FOR THE 2009 FRESHMAN COHORT.

86%

THE FOUR-YEAR GRADUATION RATE FOR THE 2011 COMMUNITY COLLEGE TRANSFER COHORT.

### TIME TO DEGREE

4.2 YEARS 2.6 YEARS

OR 12.7 QUARTERS. THE AVERAGE TIME-TO-DEGREE FOR STUDENTS WHO ENTERED UCSD FROM HIGH SCHOOL.

OR 7.8 QUARTERS. THE AVERAGE TIME-TO-DEGREE FOR 2009 COMMUNITY COLLEGE TRANSFER STUDENTS.

75% THE PERCENTAGE OF UNDERGRADUATES FROM CALIFORNIA.

### HOUSING

In Fall 2016, as of 10-01-16, 10,895 or approximately 39% of all undergraduates live in on-campus housing based on third week enrollment numbers. The types of student housing include residence halls, single undergraduate apartments, and married student apartments.

On campus residence halls and single undergraduate apartments accommodate 10,839 students: 4,135 in residence halls and 6,689 in apartments.

Mesa, Coast, One Miramar Street, Single Graduate Apartments at Warren and the Rita Atkinson Residences comprise 1,730 apartments housing 2,178 students and approximately 883 family members when applicable.

La Jolla Del Sol apartments (faculty and staff housing) include 381 condominiums housing 232 faculty, 151 staff and 387 family members with 11 graduate/medical students and 11 family members.

Approximately 95% of the Fall 2016 entering class of freshmen were housed on campus in residence halls or apartments.

### STUDENT COSTS

At UC San Diego, annual 2016-2017 undergraduate student tuition and fees are currently \$13,672 for California residents, plus an additional \$2,011 health insurance fee. Students that are currently covered by a comparable health care insurance plan and have a primary care provider within 40 miles of UCSD may qualify for the health fee waiver. Non-California resident undergraduate students currently pay an additional annual amount of \$26,682 non-resident supplemental tuition. All tuition and fees are subject to change.

Annual graduate student tuition and fees are \$16,630 for California residents. Graduate student health care insurance in the amount of \$3,546 is included in the graduate resident fees. Students that are currently covered by a comparable health care insurance plan and have a primary care provider within 40 miles of UCSD may qualify for the health fee waiver. Supplemental tuition and fees for non-California residents for graduate students are \$15,102. Please note, some graduate programs have different costs and additional professional fees. All tuition and fees are subject to change.

UC San Diego's estimated total basic budget for undergraduates for the 2016-2017 for three quarters (an academic year) is estimated at approximately \$30,150 for California undergraduate residents living in University housing (this includes resident tuition and fees, books and supplies, room and board, transportation and personal expenses).

### FINANCIAL AID

In 2016-2017 approximately 60% of all undergraduate students are expected to receive some type of financial assistance from a wide variety of programs including Federal, State, UC and outside sources in the form of loans, grants, work-study and scholarships. This includes need and non-need students.

### SCHOLARSHIPS

For the 2016-2017 academic year, UCSD estimates administering approximately \$6.5 million in scholarship support for undergraduate students from UC and gift and endowment sources. This includes \$1.1 million in Regents Scholarships.

Notable awards to graduate students in 2016 included 95 National Science Foundation fellowships and 182 U.S. Public Health Service\* traineeships.

\* Includes individual NIH NRSA fellows and NIH institutional training grant trainees.

### STUDY ABROAD

During the 2015-2016 academic year, over 933 students were abroad participating in academic and experiential programs in over 47 foreign countries through the University's Global Seminars, University of California Education Abroad Program, Opportunities Abroad and departmentally hosted programs. UC San Diego students received over \$650,000 in scholarships and aid to support their study abroad experiences.

### CAREER SERVICES CENTER

Last year (2015-2016), the Career Services Center posted 2,786 off-campus part-time listings, 2,998 internship listings, and 1,383 on-campus listings (does not take into account students remaining in position from previous year or rehires). Many of the listings in all categories have multiple openings.

The UCSD Student Profile is published by the Office of Student Research and Information, Institutional Research, Academic Affairs. (858) 534-2382

Some of the information featured in the UCSD Student Profile was provided by the UCSD Housing Office, Career Services, Student Financial Services, the Office of Graduate Studies and Research, and International Education.

PHOTO CREDIT: ERIK JEPSEN UC SAN DIEGO PUBLICATIONS

# UC San Diego STUDENT PROFILE 2016-2017

## STUDENT CHARACTERISTICS

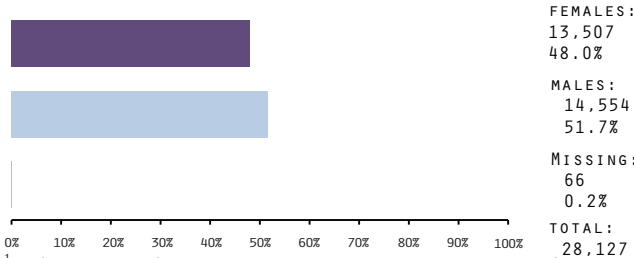
Office of Student Research & Information, Institutional Research, Academic Affairs studentresearch.ucsd.edu ir.ucsd.edu

# 2016-2017 STUDENT CHARACTERISTICS

## UNDERGRADUATE ENROLLMENT

### GENDER<sup>1</sup>

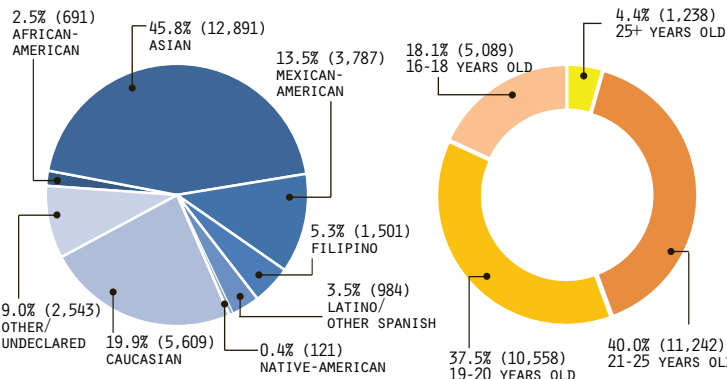
At 51.7%, men represent the majority of undergraduate students on the UC San Diego campus.



<sup>1</sup> For federal reporting of the demographic 'sex', students who report gender identities as female or trans-female are reported as women; students who report gender identities as male or trans-male are reported as men. Students who report gender identities as Genderqueer/Gender Non-Conforming or different identity are reported according to their sex assigned at birth: males reported as men; females reported as women. For more information, see <https://lgbt.ucsd.edu/education/FAQs.html>

### ETHNICITY

The undergraduate student body at UCSD is ethnically diverse; approximately 71% of undergraduates are students of color.

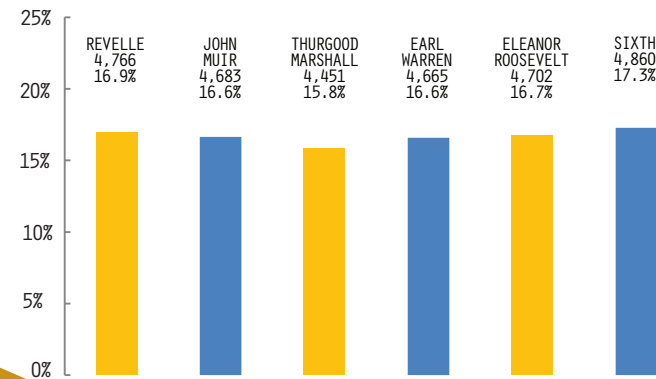


### AGE

The average age of undergraduates is 21 years; the vast majority are under the age of 25.

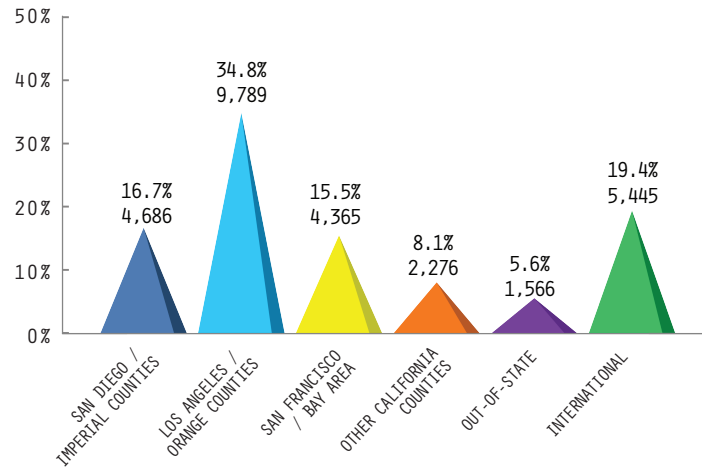
### UNDERGRADUATE COLLEGES

Currently Revelle and Sixth Colleges enroll the largest number of undergraduates.



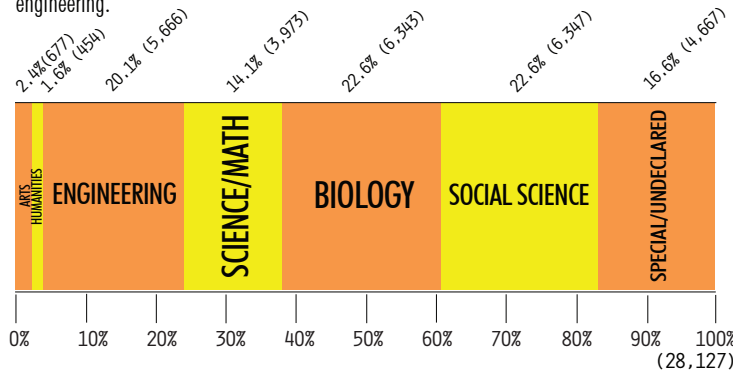
### GEOGRAPHIC ORIGIN

Three-fourths of all undergraduates are from California. Out-of-state and international students represent approximately one quarter of the undergraduate student body.



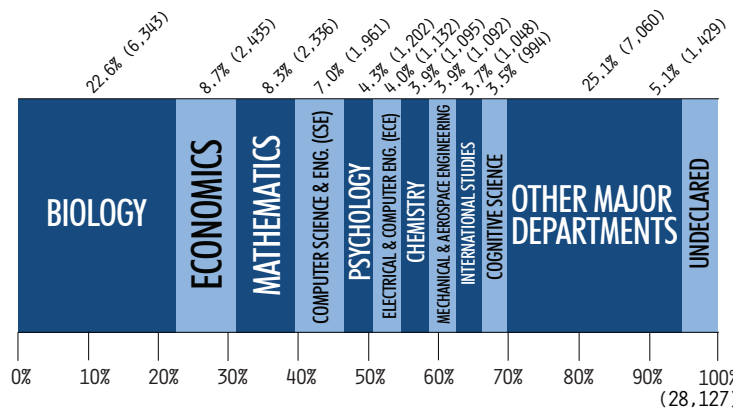
### FIELDS OF STUDY

UCSD offers more than 100 undergraduate majors in six disciplinary areas (i.e. groups of majors). Currently, social science is the most popular field of study followed by biology and engineering.




### MAJOR DEPARTMENTS

The 10 most frequently declared undergraduate major departments are listed below. 22.6% of all undergraduate students major in biology.



## NEW STUDENT ENROLLMENT

A total of 8,630 new students enrolled in classes in the Fall 2016 term.

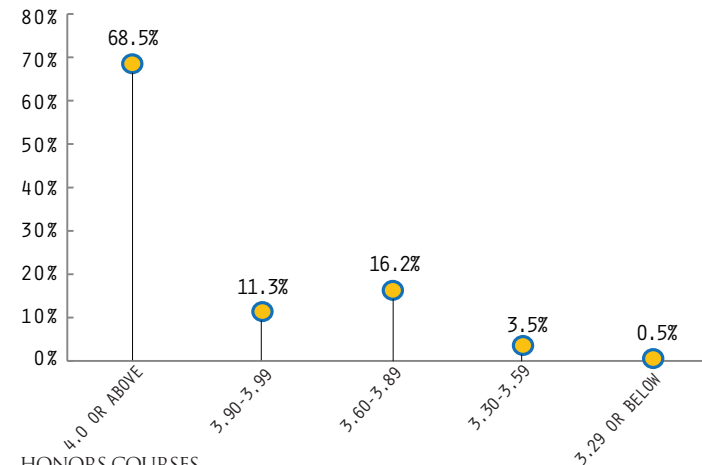


FRESHMENS: 5,746 (66.6%)  
 TRANSFERS: 2,884 (33.4%)  
 TOTAL: 8,630

## FIRST-TIME FRESHMENS

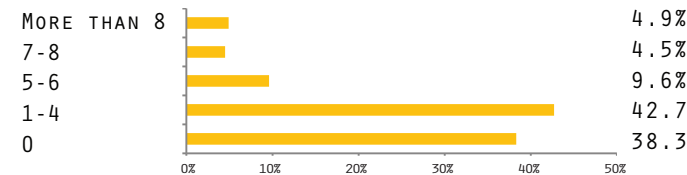
### HIGH SCHOOL GRADE POINT AVERAGE

The average high school GPA for the 2016 freshman cohort was 4.05; three-fourths had a GPA of 4.0 or higher. GPAs may exceed 4.0 due to credit for honors courses.



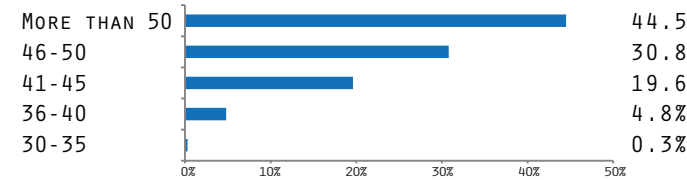
### HONORS COURSES

The average number of honors courses taken in the 10th and 11th grades for the 2016 freshman cohort was 4.68.



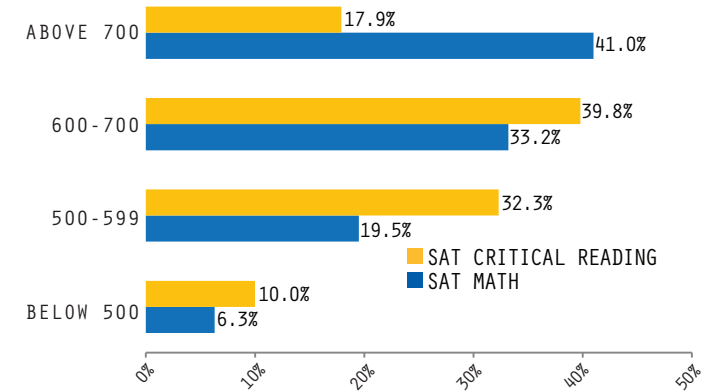
### COLLEGE PREPARATORY (A-G) COURSES

For the 2016 freshman cohort, the average number of A-G semester courses completed in high school was 53.5. The minimum A-G course requirement is 30 semester courses - 14 of which must be taken during the last two years of high school.



### SAT REASONING TEST SCORES

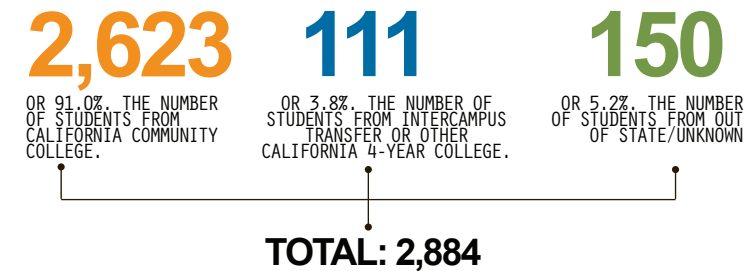
The average SAT Reasoning Test composite score for the 2016 freshman cohort was 1271. The average SAT Critical Reading and Math scores were 610 and 661, respectively.



## TRANSFER STUDENTS

### TRANSFER INSTITUTIONS

The vast majority of transfer students attend California Community Colleges prior to enrolling at UCSD.



### TRANSFER GRADE POINT AVERAGE

The average transfer GPA for the 2016 transfer cohort was 3.51. 75.3% of all transfer matriculants had GPAs of 3.30 or higher.

