

1,992

Medicine/Pharmacy Graduates

6,521

Undergraduates

30,285

Total

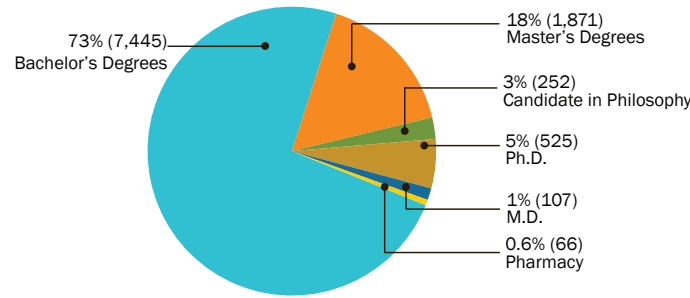
38,798

TOTAL ENROLLMENT

UC San Diego enrolled 8,513 graduate and medical students, and 30,285 undergraduate students.

DEGREES CONFERRED

In 2017/2018, UC San Diego awarded a total of 10,266 degrees; of these, 73% were awarded to undergraduates.



GRADUATION RATES - UNDERGRADUATES

Over four-fifths of all students who begin their undergraduate studies at UC San Diego complete their degree requirements at UC San Diego.

86%

The six-year graduation rate for the 2012 first-time first-year student cohort.

88%

The four-year graduation rate for the 2014 community college transfer cohort.

TIME TO DEGREE

4.2 Years

Or 12.5 quarters. The average time-to-degree for students who entered UC San Diego from high school.

2.6 Years

Or 7.8 quarters. The average time-to-degree for community college transfer students.

76%

The percentage of undergraduates from California

HOUSING

In Fall 2018, 11,673 undergraduates live in on-campus housing based on third week enrollment numbers. The types of student housing include residence halls, single undergraduate apartments, and married student apartments.

On campus residence halls and single undergraduate apartments accommodated 11,527 students: 4,230 in residence halls and 7,297 in apartments.

Mesa, Mesa Nueva, Coast, One Miramar Street, Single Graduate Apartments at Warren and the Rita Atkinson Residences comprise 2,255 apartments housing 3,042 students and approximately 878 family members when applicable.

La Jolla Del Sol apartments (faculty and staff housing) include 380 units housing 197 faculty, 148 staff and 475 family members with 25 graduate/medical students and 41 family members.

Approximately 89% of the Fall 2018 entering class of first-time first-year students were housed on campus in residence halls or apartments.

STUDENT COSTS

At UC San Diego, annual 2018-2019 undergraduate student tuition and fees are currently \$14,199 for California residents, plus an additional \$1,971 health insurance fee. Students that are currently covered by a comparable health care insurance plan and have a primary care provider within 40 miles of UC San Diego may qualify for the health fee waiver. Non-California resident undergraduate students currently pay an additional annual amount of \$28,992 non-resident supplemental tuition. All tuition and fees are subject to change.

Annual graduate student tuition and fees are \$17,007 for California residents. Graduate student health care insurance in the amount of \$3,609 is included in the graduate resident fees. Students that are currently covered by a comparable health care insurance plan and have a primary care provider within 40 miles of UC San Diego may qualify for the health fee waiver. Supplemental tuition and fees for non-California residents for graduate students are \$15,102. Please note, some graduate programs have different costs and additional professional fees. All tuition and fees are subject to change.

UC San Diego's estimated total basic budget for undergraduates for the 2018-2019 for three quarters (an academic year) is estimated at approximately \$31,035 for California undergraduate residents living in University housing (this includes resident tuition and fees, books and supplies, room and board, transportation and personal expenses).

FINANCIAL AID

In 2018-2019, approximately 71% of all undergraduate students are expected to receive some type of financial assistance from a wide variety of programs including Federal, State, UC, and outside sources in the form of loans, grants, work-study and scholarships. This includes need and non-need students.

SCHOLARSHIPS

For the 2018-2019 academic year, UC San Diego estimates administering approximately \$7 million in scholarship support for undergraduate students from UC and gift and endowment sources. This includes \$1.5 million in Regents Scholarships.

Notable awards to graduate students in 2018 included 102 National Science Foundation fellowships and 142 U.S. Public Health Service* traineeships.

*Includes individual NIH NRSA fellows and NIH institutional training grant trainees.

STUDY ABROAD

During the 2017-2018 academic year, 941 students were abroad participating in academic and experiential programs in over 42 foreign countries through the University's Global Seminars, University of California Education Abroad Program, Opportunities Abroad and departmentally hosted programs. UC San Diego students received over \$850,000 in scholarships and aid to support their study abroad experiences.

CAREER CENTER

In 2017-2018, the Career Center had a total of 8,356 off-campus, internship and on-campus job listings (does not take into account students remaining in position from previous year or rehires). A few of the top hiring companies of our recent graduates include Amazon, Northrop Grumman, General Atomics, Illumina and UC San Diego.

The UC San Diego Student Profile is published by the Office of Institutional Research, Academic Affairs. (858) 534-6309

Some of the information featured in the UC San Diego Student Profile was provided by the UC San Diego Housing Office, Career Center, Student Financial Services, the Office of Graduate Studies and Research, and International Education.

Photo Credit: Erik Jepsen UC San Diego Publications

UC San Diego INSTITUTIONAL RESEARCH STUDENT PROFILE 2018-2019

STUDENT CHARACTERISTICS

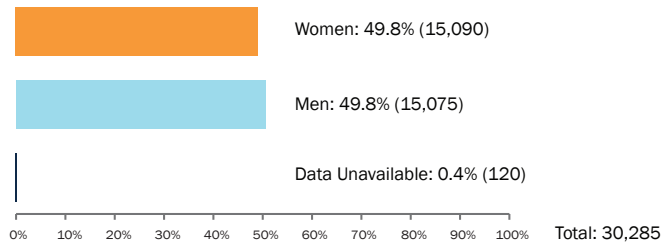
Office of Institutional Research
Academic Affairs
ir.ucsd.edu

2018-2019 STUDENT CHARACTERISTICS

UNDERGRADUATE ENROLLMENT

GENDER ¹

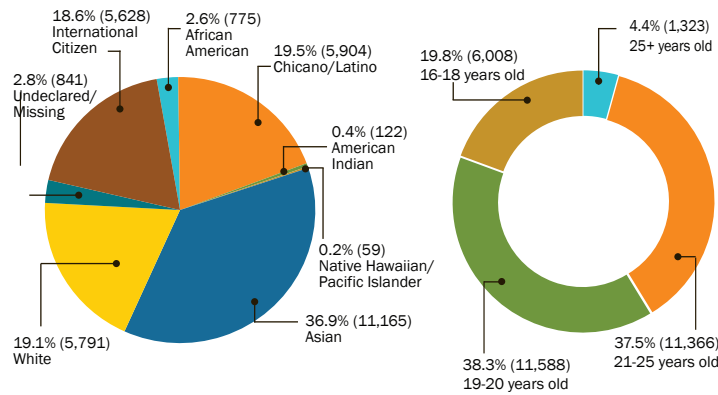
Among undergraduates, the distribution of men and women is approximately equal at 49.8%.



¹ For federal reporting of the demographic 'sex', students who report gender identities as female or trans-female are reported as women; students who report gender identities as male or trans-male are reported as men. Students who report gender identities as Gender-queer/Gender Non-Conforming or different identity are reported according to their sex assigned at birth: males reported as men; females reported as women. For more information, see <https://lgbt.ucsd.edu/education/FAQs.html>

ETHNICITY

The undergraduate student body at UC San Diego is ethnically diverse.

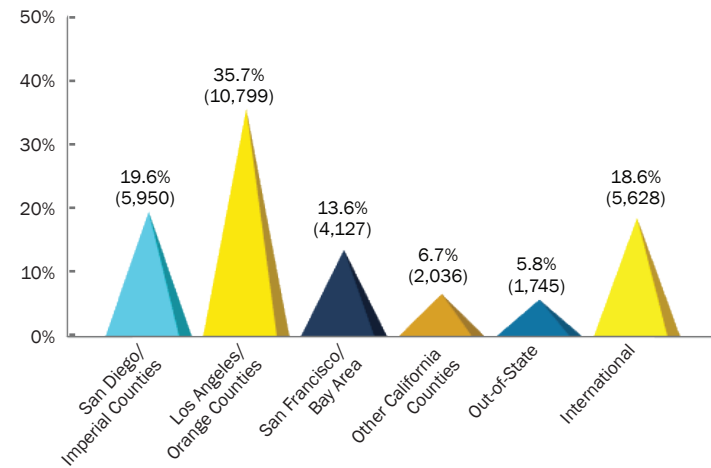


AGE

The average age of undergraduates is 21 years; the vast majority are under the age of 25.

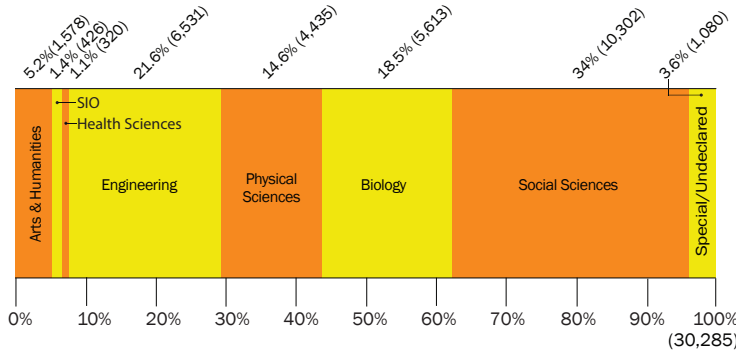
GEOGRAPHIC ORIGIN

Just over three-fourths of all undergraduates are from California. Out-of-state and international students represent approximately one quarter of the undergraduate student body.



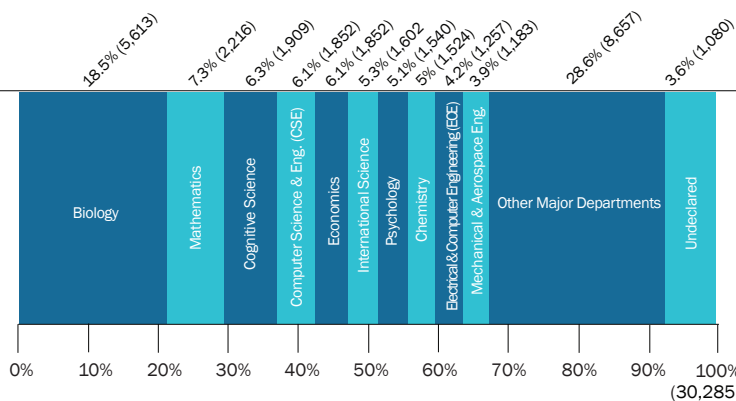
FIELDS OF STUDY

UC San Diego offers more than 100 undergraduate majors in seven disciplinary areas (i.e. groups of majors). Currently, social science is the most popular field of study followed by engineering and biology.



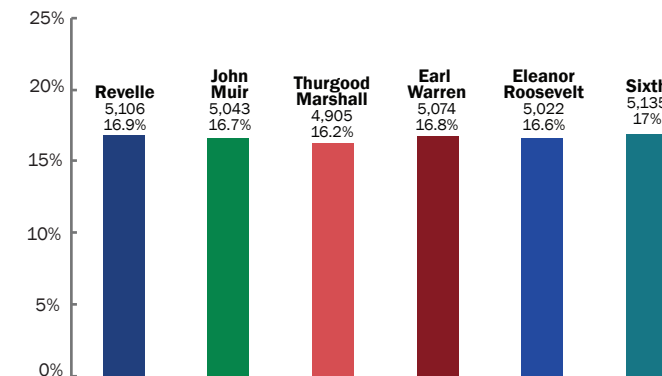
MAJOR DEPARTMENTS

The 10 most frequently declared undergraduate major departments are listed below. Approximately 19% of all undergraduate students major in biology.



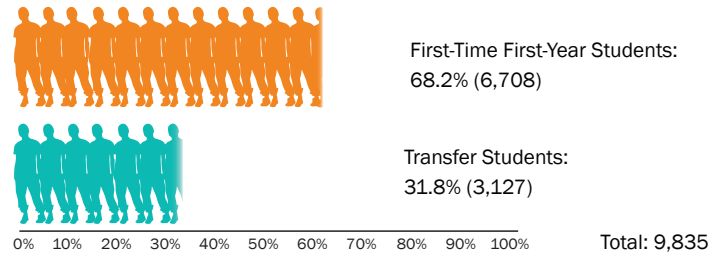
UNDERGRADUATE COLLEGES

Currently Sixth and Revelle Colleges enroll the largest number of undergraduates.



NEW STUDENT ENROLLMENT

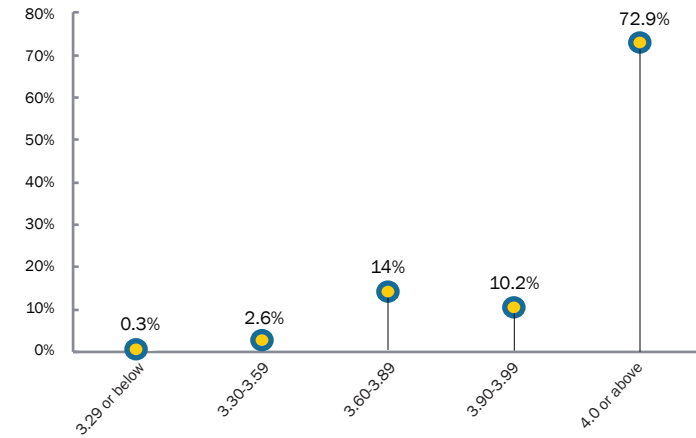
A total of 9,835 new students enrolled in classes in the Fall 2018 term.



FIRST-TIME FIRST-YEAR STUDENTS

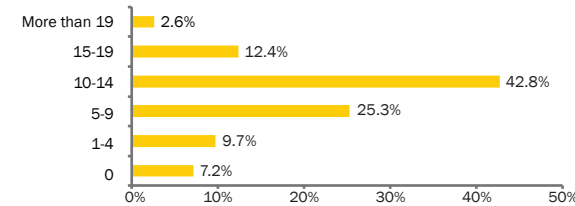
HIGH SCHOOL GRADE POINT AVERAGE

The average high school GPA for the 2018 first-time first-year student cohort was 4.07; almost three-fourths had a GPA of 4.0 or higher. GPAs may exceed 4.0 due to credit for honors courses.



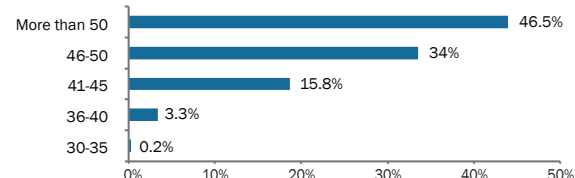
HONORS COURSES

The average number of honors courses taken in the 10th and 11th grades for the 2018 first-time first-year student cohort was 10.5.



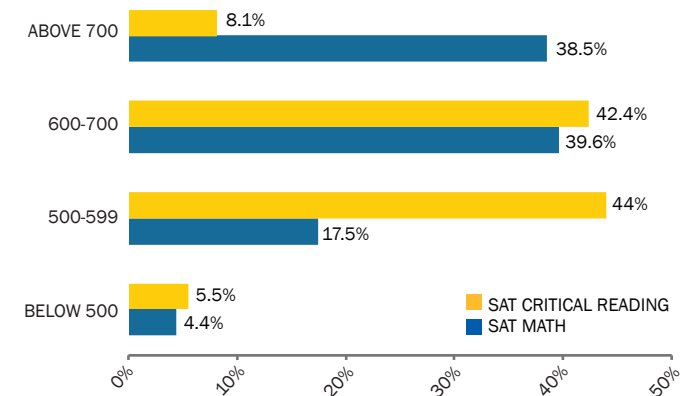
COLLEGE PREPARATORY (A-G) COURSES

For the 2018 first-time first-year student cohort, the average number of A-G semester courses completed in high school was 53. The minimum A-G course requirement is 30 semester courses - 14 of which must be taken during the last two years of high school.



SAT REASONING TEST SCORES

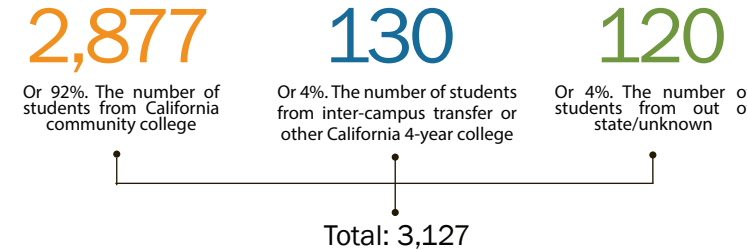
The average SAT Reasoning Test composite score for the 2018 first-time first-year student cohort was 1273. The average SAT Critical Reading and Math scores were 605 and 668, respectively.



TRANSFER STUDENTS

TRANSFER INSTITUTIONS

The vast majority of transfer students attend California Community Colleges prior to enrolling at UC San Diego.



TRANSFER GRADE POINT AVERAGE

The average transfer GPA for the 2018 transfer cohort was 3.54. 78.3% of all transfer matriculants had GPAs of 3.30 or higher.

