

FRESHMAN PROFILE 2014 WHO'S COMING TO SIXTH COLLEGE?

INTERGROUP RELATIONS, GLOBAL CITIZENSHIP AND CIVIC ENGAGEMENT

SELF RATINGS OF INTERGROUP COMPETENCIES

Percentage rating self "a major strength" or "somewhat strong" (compared with average person their age)

79.7%	Ability to work cooperatively with diverse people
88.0%	Tolerance of others with different beliefs
66.4%	Cooperativeness ("above average" or "top 10%")
76.2%	Ability to see the world from someone else's perspective
62.4%	Ability to discuss and negotiate controversial issues
70.1%	Understanding of others ("above average" or "top 10%")
61.5%	Openness to having my own views challenged

PAST YEAR EXPERIENCES

percentage reporting that in the past year they "frequently"...

3.4%

Demonstrated for a cause (e.g. boycott, rally, protest)



73.1%

Socialized with someone of another racial/ethnic group



18.3%

Performed community service as part of a class

42.8%

Performed volunteer work



FUTURE EXPECTATIONS FOR COLLEGE INVOLVEMENT

percentage reporting a "very good chance" that they will...

4.4%

Participate in student protests or demonstrations

63.9%

Socialize with someone of another racial/ethnic group

53.1%

Have a roommate of a different race/ethnicity

31.2%

Participate in volunteer or community service work

28.8%

Participate in a study abroad program

COMMUNITY AND DIVERSITY GOALS

% rating "very important" or "essential" to them

68.4%

Helping others who are in difficulty

50.4%

Improving my understanding of other countries and cultures

36.0%

Helping to promote racial understanding

31.9%

Being a community leader

28.8%

Participating in a community action program

FRESHMAN PROFILE 2014 WHO'S COMING TO SIXTH COLLEGE?


OPINIONS AND BELIEFS

OPINIONS ABOUT POLITICAL AND SOCIAL ISSUES

Percentage indicating "agree strongly" or "agree somewhat" that...

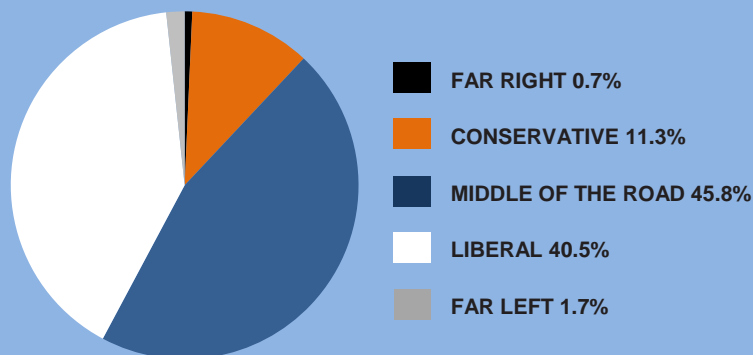
- 21.5% Racial discrimination is no longer a major problem in America.
- 23.4% Federal military spending should be increased.
- 39.2% The death penalty should be abolished.
- 50.4% Students from disadvantaged social backgrounds should be given preferential treatment in college admissions.
- 65.2% Through hard work, everyone can succeed in America.
- 79.3% Addressing global warming should be a federal priority.
- 71.5% The chief benefit of a college education is that it increases one's earning power .
- 87.5% Same sex couples should have the right to legal marital status.
- 26.1% Undocumented immigrants should be denied access to public education.

RELIGIOUS AFFILIATIONS



*Includes multiple denominations

POLITICAL AFFILIATIONS



PAST YEAR EXPERIENCES

Percentage reporting in the past year that they "frequently" ...

22.3%

Attended religious service

21.5%

Discussed religion

25.0%

Discussed politics

CIVIC GOALS

Percentage rating "very important" or "essential" to them

28.4%

Keeping up to date with political affairs

17.4%

Influencing the political structure

41.3%

Influencing social values

FRESHMAN PROFILE 2014 WHO'S COMING TO SIXTH COLLEGE?

ACADEMIC BACKGROUND AND ASPIRATIONS

SELF RATING OF COLLEGE SKILLS

percentage rating self "above average" or "top 10%" (compared with average person their age)

74.3%	Drive to achieve
85.1%	Academic ability
59.7%	Intellectual self-confidence
49.1%	Leadership ability
70.4%	Mathematical ability
36.6%	Writing ability
34.4%	Public speaking ability

THE CIRP FRESHMAN SURVEY

Each year, hundreds of two-year colleges, four-year colleges and universities administer the CIRP Freshman Survey to hundreds of thousands of entering students during orientation or registration. Published annually in "The American Freshman," the results from these surveys continue to provide a comprehensive portrait of the changing character of entering students and American society at large. For more information about the survey and the instrument, visit

<http://studentresearch.ucsd.edu/surveys/cirp.html>

PAST YEAR EXPERIENCES

percentage reporting that in the past year they "frequently"...

26.1%

Tutored another student

46.1%

Studied with other students

41.4%

Explored topics on their own, even though not required for class

48.5%

Evaluated the quality or reliability of information

46.1%

Sought feedback on academic work

EXPECTATIONS FOR COLLEGE EXPERIENCES

percentage indicating a "very good chance" that they will...

53.7%	Make at least a "B" average.
56.3%	Discuss course content outside of class.
32.9%	Communicate regularly with professors.
38.4%	Work on a professor's research project.
22.8%	Change major field.
18.7%	Change career choice.
7.7%	Need extra time to complete degree.

HIGHEST DEGREE PLANNED

12.5% Bachelor's degree (B.A., B.S., etc.)

43.5% Master's degree (M.A., M.S., etc.)

30.0% Academic Doctorate (Ph.D or Ed.D)

11.9% Medical Degree (M.D., D.O., D.D.S., or D.V.M.)

0.9% Law (J.D.)

1.1% Other

CAREER GOALS

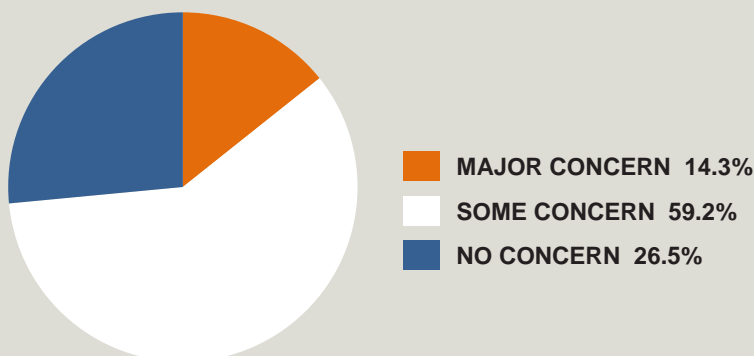
percentage rating "very important" or "essential"

43.4%	aspire to make a theoretical contribution to science.
40.6%	aspire to become successful in a business of their own.
58.0%	aspire to become an authority in their field.
84.4%	aspire to be very well off financially.

FRESHMAN PROFILE 2014 WHO'S COMING TO SIXTH COLLEGE?

FINANCES AND WORK

CONCERN ABOUT FINANCING COLLEGE EDUCATION



EXPECTATIONS FOR WORK

% indicating a "very good chance" that they will...

- 42.8% Get a job to pay for college expenses.
- 5.2% Work full-time while attending college.

BEST ESTIMATE OF PARENTS' INCOME

- 29.6% Less than \$40,000
- 26.6% \$40,000 to \$74,999
- 26.4% \$75,000 to \$149,999
- 17.3% \$150,000 or more

EMOTIONAL, PSYCHOLOGICAL, AND PHYSICAL WELLNESS

PAST YEAR EXPERIENCES



Frequently – 34.0%
Occasionally – 55.5%
Not at all – 10.5%

FELT OVERWHELMED



Frequently – 10.8%
Occasionally – 49.3%
Not at all – 39.9%

FELT DEPRESSED



Frequently – 0.7%
Occasionally – 4.6%
Not at all – 94.8%

SMOKED CIGARETTES



Frequently – 3.4%
Occasionally – 22.2%
Not at all – 74.4%

DRANK BEER

FUTURE EXPECTATIONS



Very Good Chance – 13.5%
Some Chance – 36.8%
Very Little Chance – 39.4%
No Chance – 10.3%

SEEK PERSONAL COUNSELING

REASONS FOR CHOOSING UCSD

Percentage indicating reason as "very important"...

- 83.0% *To learn more about things that interest me.*
- 86.2% *To be able to get a better job.*
- 73.8% *UCSD has a very good academic reputation.*
- 69.1% *To gain a general education and appreciation of ideas.*
- 60.8% *To prepare myself for graduate or professional school.*
- 73.0% *To get training for a specific career.*
- 71.9% *To be able to make more money.*
- 52.6% *UCSD's graduates get good jobs.*
- 48.3% *To make me a more cultured person.*
- 35.8% *UCSD's graduates gain admission to top graduate/professional schools.*