

2015 FRESHMEN

UC SAN DIEGO TOTAL VS ROOSEVELT COLLEGE

As this year's freshman class entered college, community issues and politics weighed heavily on their minds. With 2016 presidential campaigns beginning to gain steam, freshmen expressed their commitment to political engagement and their views on the political landscape.

UC San Diego Total Responses in Blue



Roosevelt College Responses in Red


★ Freshmen are engaged politically and in their community.



35% **38%**
Expect to participate in student protests or demonstration while in college.



72% **72%**
Feel it's important to help others in difficulty.

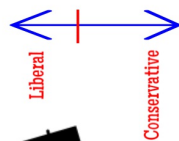


34% **35%**
Believe being a community leader matters.




63% **67%**
Want to improve their understanding of other countries and cultures.

★ Which may relate to their stance on key social policy issues.



46% **47%**
Identify as liberal or far left.



89% **90%**
Endorse the right of same-sex couples to marry.



77% **78%**
Believe dissent is a critical component of the political process.



76% **79%**
Support the legal status of abortion.

★ While their notions of diversity continue to expand.



7% **9%**
Identify as gay, lesbian, bisexual, queer or other.

53% **55%**
Identify as agnostic, atheist or not affiliated with any religion.

- Agnostic
- Atheist
- None

★ Students use a variety of sources to fund their first year of college.



28% **28%**
Rely on Pell Grants.



31% **34%**
Utilize merit-based grants or scholarships.



38% **41%**
Have taken out loans.



68% **74%**
Express concerns about financing their education.

★ Many students' college choice was influenced by graduates' success

★ Students rely on multiple sources to supplement their learning...



88% **87%**
Learned something on their own via an online course.

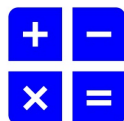


16% **18%**
Had special tutoring or remedial work in math.



4% **2%**
Participated in a summer bridge program.

★ ...and are open to additional support while in college.



20% **23%**
Anticipate needing tutoring or remedial work in math.



57% **58%**
Expect to seek personal counseling.



39% **40%**
Considered graduates' admission to top graduate/professional schools very important.



54% **53%**
Considered graduates' job placement very important.