

Beyond The Baccalaureate: Survey of UCSD Bachelor Degree Recipients



In Fall of 2000, the Office of Student Research and Information/Student Affairs surveyed a total of 4,808 baccalaureate recipients - five years, three years, and one year after graduating from UCSD¹. The survey results provide valuable information on the current educational and employment activities of former undergraduates and the relationship of these activities to the undergraduate experience at UCSD. Selected highlights from the study are presented below.

¹Surveys were mailed to a random sample of former undergraduates, stratified by ethnicity, from the classes of 1994-95 (n = 1,793), 1996-97 (n = 1,625), and 1998-99 (n = 1,390). Responses were weighted to adjust for disproportionate sampling. After excluding undeliverable surveys, response rates for the three years were 25%, 26% and 30%, respectively. The margin of error for the three samples is $\pm 5\%$ (1994-95), $\pm 5\%$ (1996-97) and $\pm 5\%$ (1998-99). For more information, contact the Office of Student Research and Information, UCSD, 9500 Gilman Drive, Mail Code 0088, La Jolla, CA 92093-0088.

Current Status of Undergraduate Degree Recipients

Educational Activities

- Most UCSD degree recipients continue their education to pursue an advanced degree; within three years over half (57%) enroll in an advanced degree program.

	Graduating Class of :		
	1994/95	1996/97	1998/99
Earned Advanced Degree	34%	17%	2%
Currently Enrolled in First Advanced Degree Program	22%	36%	30%
Earned Advanced Degree and Currently Pursuing Another	<u>6%</u>	<u>4%</u>	<u>1%</u>
Total Postbaccalaureate Educational Activity	62%	57%	33%
Plan to Pursue Advanced Degree in the Future	24%	32%	43%
Bachelor Degree Only	<u>14%</u>	<u>11%</u>	<u>24%</u>
Total	100%	100%	100%

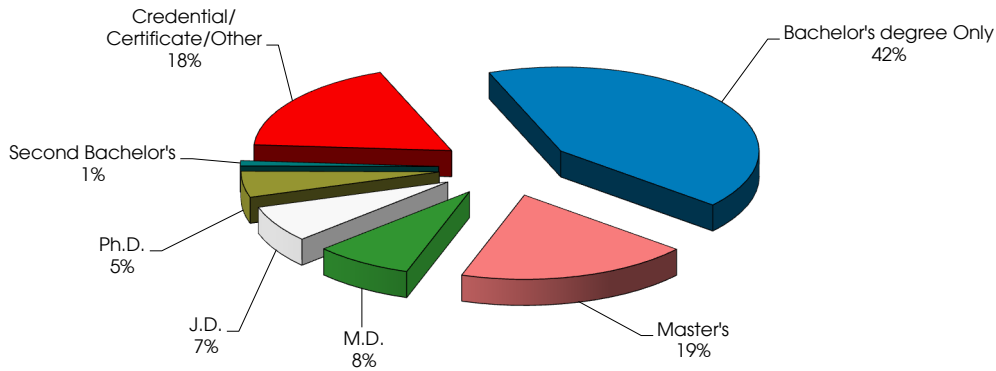
Employment/Other Activities

- The vast majority of all degree recipients are employed and/or pursuing an advanced degree.

	Graduating Class of :		
	1994/95	1996/97	1998/99
Employed Full Time	72%	61%	56%
Employed Part Time	4%	6%	9%
Graduate School Full-time/Part-time	<u>17%</u>	<u>28%</u>	<u>27%</u>
Total Employment/Graduate School	93%	95%	92%
Seeking Employment	2%	1%	3%
Other Activities	3%	3%	4%
Unemployed/Not Seeking Employment	<u>2%</u>	<u>1%</u>	<u><1%</u>
Total	100%	100%	100%

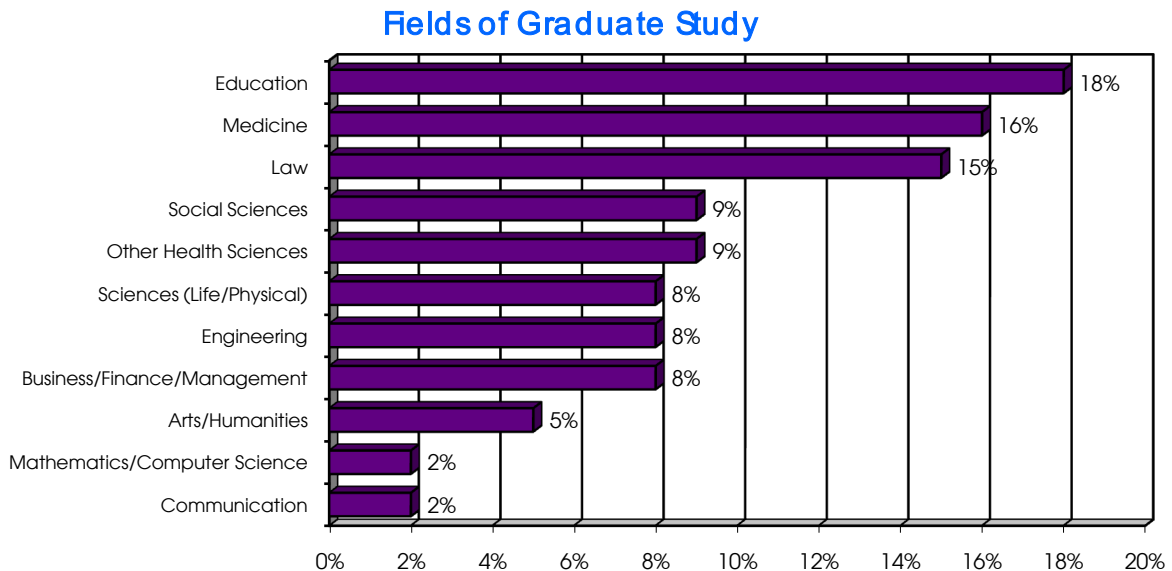
Advanced Degree Activity: Facts and Figures

- On average, 19% of UCSD undergraduate degree recipients go on to earn a master's degree, 15% earn a professional doctorate (e.g., M.D., J.D.), and 5% earn a Ph.D.



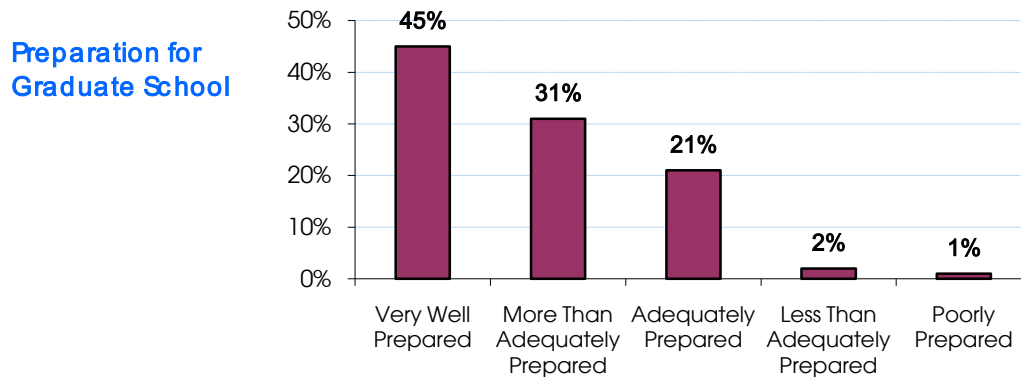
	Graduating Class of :			Average
	1994/95	1996/97	1998/99	
Master's	23%	23%	13%	19%
M.D.	10%	8%	6%	8%
J.D.	7%	7%	8%	7%
Ph.D.	7%	7%	3%	5%
Second Bachelor's	1%	1%	2%	1%
Credential/Certificate/Other	<u>24%</u>	<u>16%</u>	<u>15%</u>	<u>18%</u>
Total Postbaccalaureate Degrees	72%	62%	47%	58%
Bachelor's Only	<u>28%</u>	<u>38%</u>	<u>53%</u>	<u>42%</u>
Total	100%	100%	100%	100%

- The most popular field of graduate study is Education, followed by Medicine, Law, and the Social Sciences.



Advanced Degree Activity: Readiness for Graduate School

- When asked, "How well did UCSD prepare you for graduate/professional school?" almost all (97%) students who went on to graduate/professional school responded that they were "adequately" prepared to "very well" prepared.



I'm in veterinary school and literally learned everything at UCSD that was taught during our first year. I was MUCH more prepared than the other students.

(Female, Physiology/Neuroscience, 1994/95)

Overall, I'm very impressed with my education at UCSD. Being in graduate school now, I am able to compare my background with my peers' experiences/knowledge and I can really see how well prepared I was for graduate school.

(Female, Psychology, 1998/99)

Employment Activity: Facts and Figures

- The most popular areas of employment for UCSD postbaccalaureates are Business, Education, Engineering and Medicine. As former students gain experience and professional status, their salaries tend to increase. The average salary for those students who earned a bachelor's degree in 1998/99 is \$39,000.

	Graduating Class of :					
	1994/95		1996/97		1998/99	
Full-Time Employment	%	Average ¹ Annual Salary	%	Average ¹ Annual Salary	%	Average ¹ Annual Salary
Business	19%	\$64,000	28%	\$49,000	22%	\$43,000
Education	17%	\$43,000	15%	\$41,000	9%	\$34,000
Engineering	15%	\$66,000	12%	\$52,000	15%	\$50,000
Medicine	15%	\$50,000	7%	\$40,000	4%	\$28,000
Law/Attorney	9%	\$65,000	5%	\$58,000	4%	\$40,000
Computer-Programmer/Internet/Web-Design	5%	\$62,000	6%	\$53,000	8%	\$55,000
Sciences (Life/Physical)	4%	\$46,000	11%	\$42,000	10%	\$31,000
Communication	4%	\$58,000	3%	\$48,000	5%	\$43,000
Social/Psychological Services	3%	\$37,000	3%	\$31,000	5%	\$26,000
Administrator	3%	\$40,000	4%	\$35,000	3%	\$32,000
Other Occupations	6%	\$60,000	6%	\$48,000	15%	\$35,000
Total	100%	\$57,000	100%	\$49,000	100%	\$39,000

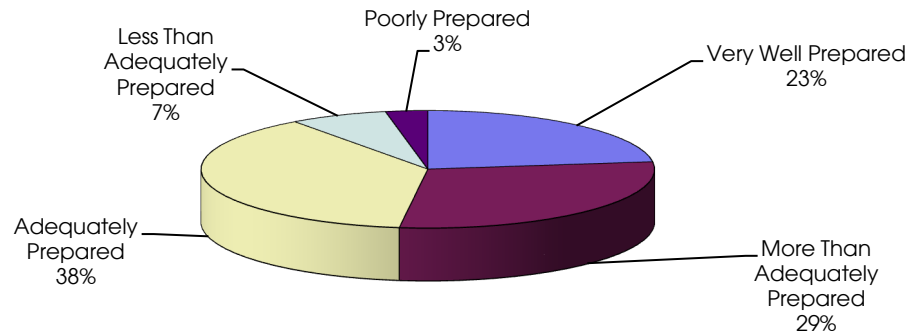
¹ Rounded to the nearest thousand.

Employment Activity: Readiness for Employment

- The vast majority of former undergraduates (90%) regard the education they received from UCSD as having prepared them well for their current employment.

Field of Occupation	Percentage in Agreement
Very Well/Adequately Prepared for Employment	90%
Education	97%
Medicine	96%
Sciences (Life/Physical)	94%
Administrator	94%
Social/Psychological Services	93%
Communication	92%
Other Occupations	89%
Computer-Programmer/Internet/Web-Design	89%
Engineering	88%
Law	88%
Business	87%

Preparation for Employment



UCSD was an outstanding environment to grow up in. The experience and knowledge I received at UCSD not only prepared me for business, but more importantly, prepared me for life!!

(Male, Psychology, 1994/95)

I found the overall experience of my five years of UCSD life very positive. The school has prepared me well to meet all the challenges in the world after college. Thank you!

(Female, Biology, 1994/95)



The UCSD Experience: A Look Back

- The most popular extra-curricular activities cited by former undergraduates include student organizations, community service/volunteer work, intermurals as well as working on/off campus. The extra-curricular activities deemed most important in their current activities, however, include study abroad, internship 197, research with faculty and independent study 199.

	Participation Rate	"Important" or "Very Important" to Postbaccalaureate Activities
Student Organizations/Clubs	65%	56%
Employment Off-Campus	64%	67%
Employment On-Campus	55%	63%
Community Service/Volunteer Work	53%	70%
Intermurals	53%	39%
Interdisciplinary Coursework	46%	71%
Independent Study 199	36%	78%
Research with Faculty	36%	79%
Internship 197	22%	82%
Fraternity/Sorority	17%	60%
Study Abroad	15%	87%
Intercollegiate Athletics	12%	71%
Academic Enrichment Program	10%	71%
Student Government	8%	45%

I had a lot of choices where to go for my undergraduate studies, and I chose UCSD for its reputation and beautiful campus. I believe I received a very good education and had a well-rounded four years.

(Male, Electrical Engineering, 1996/97)

Importance of UCSD Experience to Current Activities

- According to former graduates, oral communication, problem solving and interpersonal skills were cited as the most important skills needed in their current activities. Problem solving, quantitative reasoning, and writing skills, however, are cited as the areas in which UCSD provided the best preparation.

	"Important" or "Very Important" to Current Activities	"Adequately" to "Very Well" Prepared by UCSD
Oral Communication Skills	99%	75%
Problem Solving Skills	98%	95%
Interpersonal Skills	98%	83%
Ability to Learn on Own/Engage in Self-Critique	97%	91%
Ability to Get Along with Different Kinds of People	97%	91%
Function as a Team Member	96%	86%
Quantitative Reasoning Skills	94%	95%
Computer Skills	94%	70%
Writing Skills	94%	92%
Leadership Skills	93%	75%
Research Skills	86%	91%
Knowledge of Science and Technology	81%	89%
Knowledge of Other Parts of the World/Other People	73%	84%
Knowledge of Different Philosophies and Cultures	71%	88%
Knowledge of History/Society/Political Affairs/Economic Affairs	67%	84%
Knowledge of Art/Music/Literature	41%	81%

The UCSD Experience: School Satisfaction

- Overall, former undergraduates are most satisfied with faculty instruction in their major and the availability and content of courses they completed. At the same time, satisfaction ratings with the availability of courses needed to graduate as well as the availability of courses in general along with opportunities for involvement in campus activities have steadily declined since 1994/95. Increased satisfaction ratings in the areas of academic advising over the years provide supporting evidence for the success of campus efforts aimed at improving the undergraduate experience in these areas.

	Graduating Class of :		
	1994/95	1996/97	1998/99
	Percentage Reporting "Satisfied"/"Very Satisfied"		
<u>Undergraduate Instruction</u>			
Faculty Instruction in Major	87%	84%	83%
Faculty Instruction Overall	80%	82%	79%
Faculty Instruction in General Education Courses	75%	71%	72%
TA/Graduate Student Instruction	63%	64%	65%
Faculty Attitude Toward Students	62%	65%	63%
<u>Academic Programs</u>			
Variety of Courses Offered	86%	84%	81%
Course Content in Major	87%	82%	79%
Availability of Courses Needed to Graduate	89%	84%	77%
Availability of Courses in General	83%	82%	77%
Flexibility of Degree Requirements	72%	76%	69%
Opportunities for Research/Independent Study	53%	56%	57%
Opportunities for Study Abroad	36%	45%	44%
<u>Academic Advising</u>			
Major Department Academic Advising (Department Staff)	44%	48%	56%
Major Department Academic Advising (Faculty)	44%	46%	52%
College Academic Advising	41%	49%	51%
<u>Campus Environment</u>			
Relationships with Other Students	81%	75%	73%
Opportunities for Involvement in Campus Activities	67%	63%	59%
Relationships with Faculty	56%	57%	59%
Overall Cultural Experience	62%	64%	57%
Relationship with Staff at College	57%	54%	56%
Atmosphere of Ethnic Understanding	56%	61%	55%
Opportunities for Community Service	56%	51%	52%
Opportunities for Involvement in Campus Activities at College	61%	59%	51%
Relationships with Administrative Staff	49%	45%	44%
Atmosphere of Political Understanding	47%	48%	41%
Atmosphere of Religious Understanding	43%	44%	38%



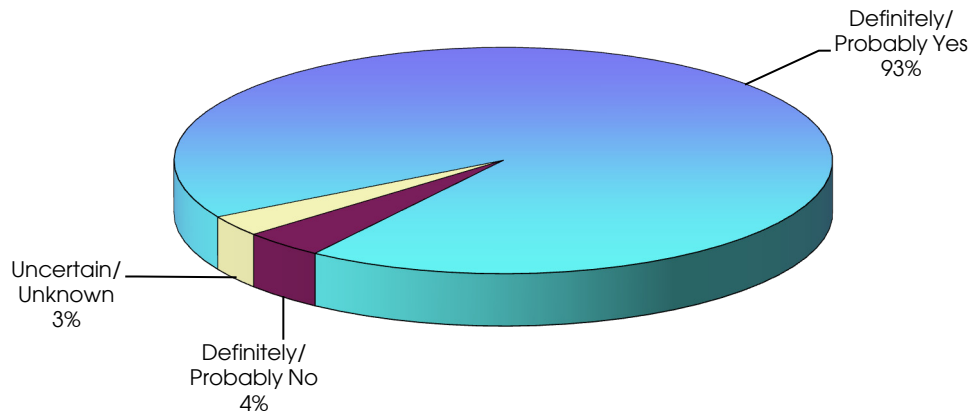
Campus Life

- In regard to campus climate issues, a large majority of former graduates felt welcome at UCSD and that their fellow students were friendly; they also found the campus to be safe and secure. A larger percentage of students in the 1998/99 graduating class characterize the faculty as helpful.

	Graduating Class of :		
	1994/95	1996/97	1998/99
	Percentage Reporting "Strongly Agree" to "Agree"		
Campus was safe and secure	94%	92%	95%
Felt welcome at UCSD	89%	84%	86%
Students were friendly	85%	80%	75%
Teaching faculty were helpful	70%	72%	81%
Administrative staff were helpful	62%	66%	65%

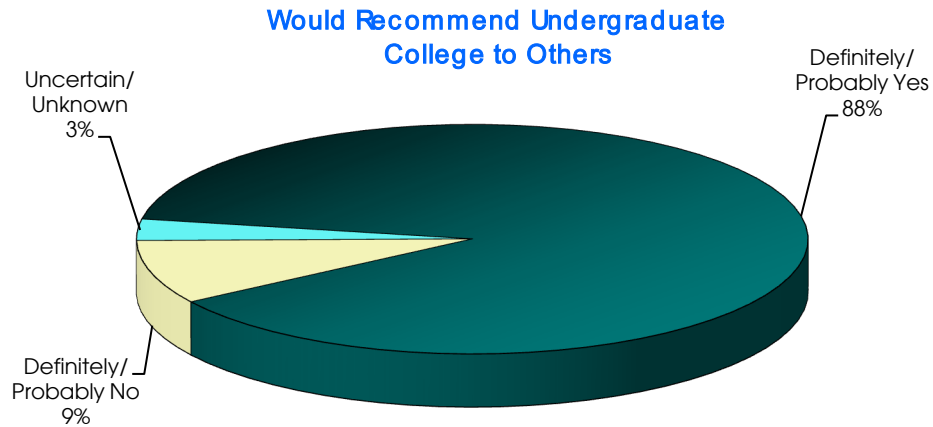
- The vast majority of former graduates (93%) indicated that they would "probably yes" to "definitely yes" recommend UCSD to someone considering attending.

Would Recommend UCSD to Others



Campus Life

- When asked "Would you recommend your undergraduate college to someone considering to attend?" approximately 88% indicated "probably yes" to "definitely yes."



I came out of UCSD with degrees in History and Biochemistry. I am a high school teacher and I advise many students to apply to UCSD.

(Male, History/Biochemistry, 1996/97)

I was very satisfied with UCSD and its curriculum. I definitely would recommend it to future students.

(Female, Psychology, 1994/95)



University of California
San Diego

**The Office of Student Research
and Information,
Student Affairs**

This document is also available on-line at:
<http://ugr8.ucsd.edu>