

# UC San Diego

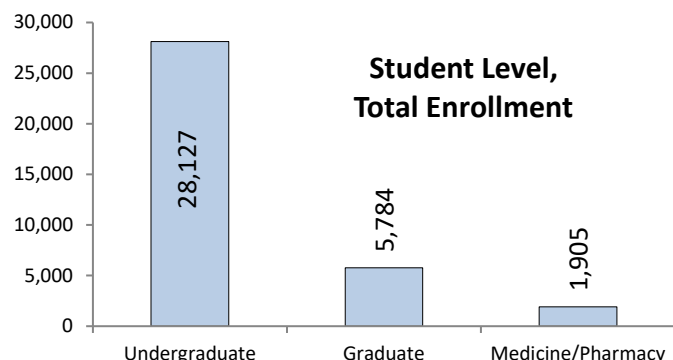
9500 Gilman Drive, La Jolla, CA 92093 | (858) 534-2230 | [www.ucsd.edu](http://www.ucsd.edu)

## Student Characteristics (Fall 2016)

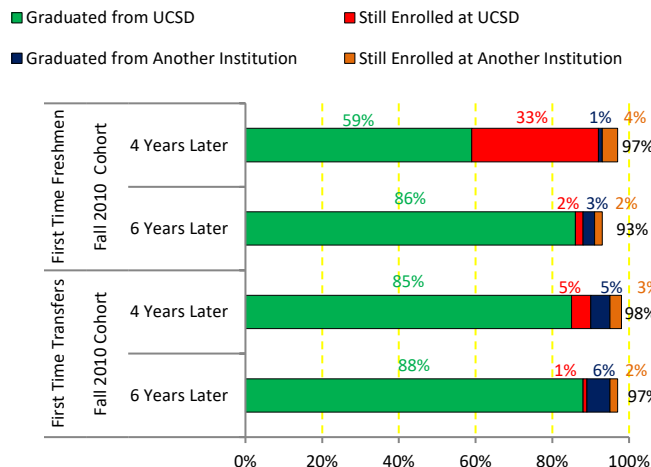
[More](#)

### Total Number of Students

35,816



## Undergraduate Success and Progress Rate

[More](#)


## Undergraduate Profile (Fall 2016)

Total	28,127	
Gender <sup>1</sup>		
Female	13,507	48.0%
Male	14,554	51.7%
Missing	66	0.2%

### Ethnicity

African-American	691	2.5%
Asian	12,891	45.8%
Mexican-American	3,787	13.5%
Filipino	1,501	5.3%
Latino/Other Spanish	984	3.5%
Native-American	121	0.4%
Caucasian	5,609	19.9%
Other/Undeclared	2,543	9.0%

### Home Location

San Diego/Imperial Counties	4,686	16.7%
Los Angeles/Orange Counties	9,789	34.8%
San Francisco/Bay Area	4,365	15.5%
Other Calif. Counties	2,276	8.1%
Out-of-State	1,566	5.6%
International	5,445	19.4%

### Age

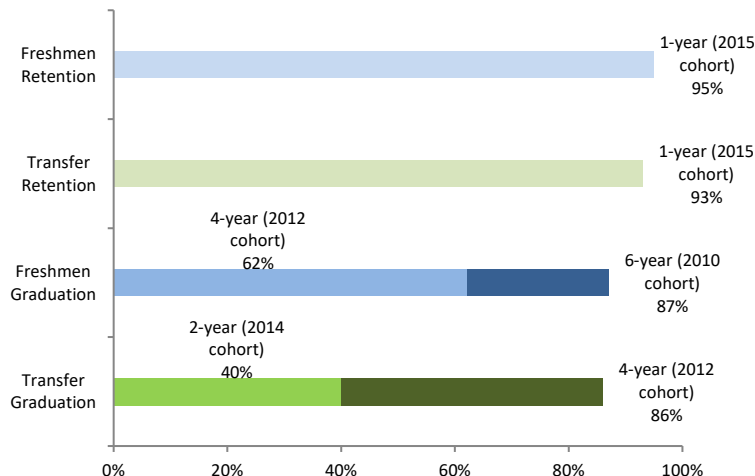
The average age of undergraduates:	21 Years
Percentage of undergraduates 25 years & over:	4.4%

## Average time-to-degree

Students who entered UCSD from high school (2009 cohort):  
4.2 years (or 12.7 quarters)

Community college transfer students (2009 cohort):  
2.6 years (or 7.8 quarters)

## Retention and Graduation Rates



<sup>1</sup> For federal reporting of the demographic 'sex', students who report gender identities as female or trans-female are reported as women; students who report gender identities as male or trans-male are reported as men. Students who report gender identities as Genderqueer/Gender Non-Conforming or different identity are reported according to their sex assigned at birth: males reported as men; females reported as women. For more information, see <https://lgbt.ucsd.edu/education/FAQs.html>

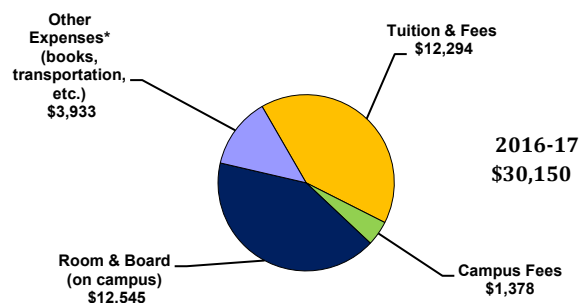
## UC San Diego Voluntary System of Accountability (VSA) College Portrait

UC San Diego has developed this document to provide potential students and their parents with information about our Campus. Modeled on the current efforts of several national organizations, this data is presented in a similar format for ease in comparing institutions. These efforts are a response to the Federal call for universities to be more open and accountable, and also as an alternative data source to the various college rankings so hotly debated in today's media. Students and parents should have more control in making their own decisions about which aspects are important in selecting potential universities to complete their undergraduate education. This document is meant to provide basic information across a range of Campus issues, and be a gateway to the many Campus web sites that deal with these issues in greater detail.

## Cost of Attendance and Financial Aid

[More](#)

Typical Undergraduate Cost per Year without Financial Aid  
(Full-Time, In-State Students Living On Campus)



\*The Cost of Attendance (COA) does not include the UC Student Health Insurance Plan (SHIP) of \$2,011. For additional UC SHIP information, [CLICK HERE](#).

For more details on cost of attendance  
[CLICK HERE](#)

## Financial Aid Awarded to Undergraduates

### Overall Financial Aid (2015-2016 Academic Year)

- 56% of UC San Diego undergraduates received financial aid (including student and parent loans); average award was \$22,456.

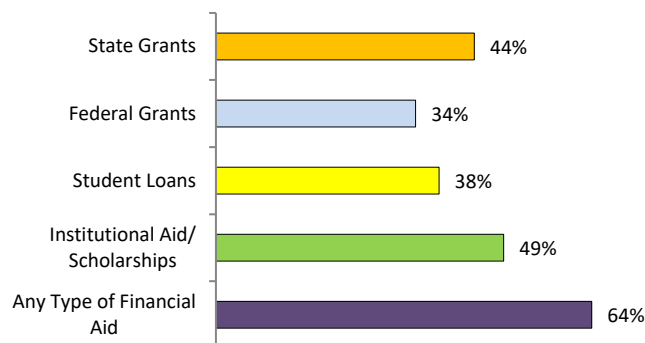
### Need-Based Grants and Scholarships (Fall 2015)

- 54% of UC San Diego undergraduates were awarded any need-based scholarship or grant aid\*. Average award was \$18,147.
- 37% of UC San Diego undergraduates received Pell Grants in 2015-16.

### Loans (2014-2015 Graduating Class)

- 60% of UC San Diego undergraduates who started as first-time students received loans.
- Average cumulative indebtedness at time of graduation for those who have borrowed and started as first-time students: \$21,660.  
(Figures exclude parent loans.)

## Percent of Fall 2014 Freshmen Receiving Each Type of Financial Aid

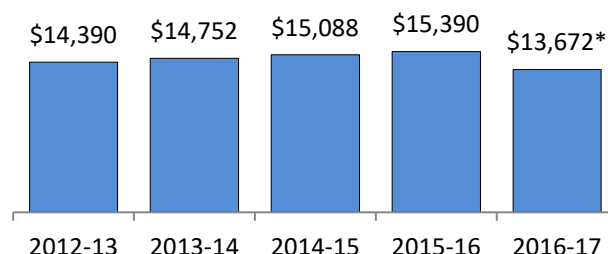


Note: Students may receive aid from more than one source.

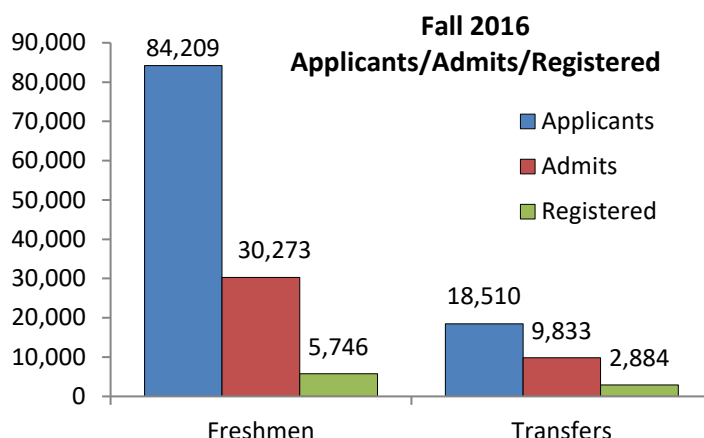
[CLICK HERE](#) for the  
Net Price Calculator  
(Financial Aid Estimate)

## Fee Trends

Annual In-State Undergraduate Tuition and Fees (\*excludes waivable Student Health Insurance of \$2,011)



## Undergraduate Admissions

[More](#)


## Test(s) Required for Admission (2016):

SAT or ACT

## Middle 50% of Score Range

50% of enrolled students have test scores in the following ranges. 25% have scores above and 25% have scores below.

## Entering New Freshmen SAT Scores (Fall 2015)

Math	630 - 770
Critical Reading	580 - 680
Writing	590 - 700

## Fall 2016

Freshmen High School GPA (5-point scale)	Mean 4.05
Transfer Student GPA (5-point scale)	Mean 3.51



## UC San Diego Principles of Community

[More](#)

To foster the best possible working and learning environment, UCSD strives to maintain a climate of fairness, cooperation, and professionalism. These principles of community are vital to the success of the University and the well being of its constituents. UCSD faculty, staff, and students are expected to practice these basic principles as individuals and in groups.

We value each member of the UCSD community for his or her individual and unique talents, and applaud all efforts to enhance the quality of campus life.

We recognize that each individual's effort is vital to achieving the goals of the university.

We affirm each individual's right to dignity and strive to maintain a climate of justice marked by mutual respect for each other.

We value the cultural diversity of UCSD because it enriches our lives and the university. We celebrate this diversity and support respect for all cultures, by both individuals and the university as a whole.

We are a university that adapts responsibly to cultural differences among the faculty, staff, students, and community.

We acknowledge that our society carries historical and divisive biases based on race, ethnicity, gender, age, disability, sexual orientation, religion, and political beliefs. Therefore, we seek to foster understanding and tolerance among individuals and groups, and we promote awareness through education and constructive strategies for resolving conflict.

We reject acts of discrimination based on race, ethnicity, gender, age, disability, sexual orientation, religion, and political beliefs, and we will confront and appropriately respond to such acts.

We affirm the right to freedom of expression at UCSD. We promote open expression of our individuality and our diversity within the bounds of courtesy, sensitivity, confidentiality and respect.

We are committed to the highest standards of civility and decency toward all.

We are committed to promoting and supporting a community where all people can work and learn together in an atmosphere free of abusive or demeaning treatment.

We are committed to the enforcement of policies that promote the fulfillment of these principles.

We represent diverse races, creeds, cultures, and social affiliations coming together for the good of the University and those communities we serve. By working together as members of the UCSD community, we can enhance the excellence of our institution.

## Areas of Study and Degrees Awarded

[More](#)

UCSD offers a wide variety of nationally recognized majors in a broad array of fields, see

[Departmental Undergraduate Majors.](#)

**For a complete list of Departments & Programs  
CLICK HERE**

## Degrees Conferred, 2015/2016

Bachelor's	6,204	73.1%
Master's	1,325	15.6%
Candidate in Philosophy	231	2.7%
Doctor of Philosophy	540	6.4%
Doctor of Medicine	135	1.6%
Doctor of Pharmacy	54	0.6%
<b>Total</b>	<b>8,489</b>	<b>100.0%</b>

## Undergraduate Degrees by Major Field of Study, 2015/2016

Arts	132	2.1%
Humanities	144	2.3%
Engineering	1,562	25.2%
Science/Math	654	10.5%
Biology	1,269	20.5%
Social Science	2,442	39.4%
Double/Special	1	0.0%
<b>Total</b>	<b>6,204</b>	<b>100.0%</b>

## Graduate Education

[More](#)

With multiple graduate departments and programs on campus, UCSD provides a stimulating research environment with 5,784 students pursuing graduate and first-professional degrees, as well as 1,905 medical/pharmacy students, as of Fall 2016.

## Student Housing

[More](#)

UCSD guarantees housing to all eligible new freshmen.

Approximately 95% of the Fall 2016 entering class of freshmen were housed on campus in residence halls or apartments.

39% of all undergraduates live on campus.

## Campus Safety

[More](#)

The UCSD Police Department is a diverse organization dedicated to providing the highest quality police service to students, faculty, staff, and visitors. Our primary mission is protecting lives and property, which has resulted in an exemplary record of law enforcement service.

**Mission Statement and Values:** The UCSD Police Department is dedicated to maintaining a safe community for instruction, research, and public service. This mission is accomplished through the values of Integrity, Respect and Support.

**CLICK HERE  
for Campus Safety Report**

## Study at UCSD

[More](#)

## Classroom Environment (Fall 2015)

Students per Faculty	19 to 1
Undergraduate classes with fewer than 30 students	51.5%
Undergraduate classes with fewer than 50 students	62.3%

## Instructional Faculty (Fall 2015)

Total Instructional Faculty	1,259
% women	32.0%
% minority	26.0%
Total Full-time Faculty	1,056
Total Part-time Faculty	203
% Faculty with PhD or Equivalent	98.3%

## Facts of Note (as of 02/07/2017) - Local Impact, National Influence, Global Reach - The University

[More](#)**The University:**

- At the University of California San Diego, we constantly push boundaries and challenge expectations. Established in 1960, UC San Diego has been shaped by exceptional scholars who aren't afraid to take risks and redefine conventional wisdom. Today, as one of the top 15 research universities in the world, we are driving innovation and change to advance society, propel economic growth and make our world a better place. UC San Diego's main campus is located near the Pacific Ocean on 1,200 acres of coastal woodland in La Jolla, California. The campus sits on land formerly inhabited by Kumeyaay tribal members, the original native inhabitants of San Diego County. UC San Diego's rich academic portfolio includes six undergraduate colleges, five academic divisions and five graduate and professional schools.

**Budget:**

- UC San Diego's Fiscal year 2014-15 revenues were \$4.3 billion; 22 percent of this total is revenue from contracts and grants, most of which is from the federal government for research.
- 8% of UC San Diego's total educational appropriations come from the State of California; this investment in UC San Diego results in significant impact to the region's economy, workforce and businesses
- Research funding secured during fiscal year 2014-2015 to support research in all fields was a little over \$1 billion. One of the nation's 10 largest centers for science, engineering and medicine, UC San Diego's research funding has surpassed \$1 billion four times in the past six years.

**Economic Impact:**

- Over 650 companies have been launched by and/or utilizing technology produced by UC San Diego faculty, staff and alumni, including many San Diego biotech and technology firms
  - Number of active local UC San Diego-related companies: Over 200
  - Total estimated annual sales of active UC San Diego-related companies, including those utilizing licensed technology: \$32.4 billion
  - Direct jobs attributable to active UC San Diego-related companies: 29,200
- The UC San Diego campus is the #1 largest employer based in San Diego County.

## Current Faculty Honors (as of 02/07/2017)

[More](#)

- Nobel Prize:** Harry Markowitz, economics (1990); and Mario J. Molina, chemistry (1995). The 2007 Nobel Peace Prize was awarded to former vice president Al Gore and the Intergovernmental Panel on Climate Change, whose roster of researchers lists nearly two dozen Scripps Institution of Oceanography scientists including Mario Molina, Veerabhadran Ramanathan, Richard Somerville and Lynne Talley.
- Fields Medal:** Michael Freedman, mathematics (1986); Efim Zelmanov, mathematics (1994).
- National Medal of Science:** Margaret Burbidge, astrophysics (1983); Walter Munk, geophysics (1983); Craig Venter, pharmacology (2009); Marye Anne Fox, chemistry (2010); Shu Chien, bioengineering (2011).
- Presidential Medal of Freedom:** Mario Molina (2013).
- Pulitzer Prize:** Roger Reynolds, music (1989); Rae Armantrout, poetry (2010).
- Kyoto Prize:** Walter Munk, geophysics (1999).
- Emmy Award:** Larry Grouse, musical composition (1999, 2008).
- MacArthur Fellows:** Edwin Hutchins, cognitive science (1985); Nancy D. Cartwright, philosophy (1993); Kun-Liang Guan, pharmacology (1998); Guillermo Algaze, anthropology (2003); and Carol Padden, communication (2010).
- Tony Award:** Judith Dolan, theatre and dance (1997).
- John von Neumann Theory Prize in Mathematics:** Ruth Williams, (2016).
- Academy Award:** Henrik Wann Jensen, computer science and engineering (2004).
- Wolf Prize:** George Feher, chemistry (2007).



## National and Global Rankings (as of 02/07/2017)

[More](#)

- In the prestigious 2016 Academic Ranking of World Universities released by the Center for World-Class Universities at Shanghai Jiao Tong, UC San Diego was ranked the 14th best university in world for the fourth consecutive year. U.S. News and World Report named UC San Diego the 15th best university in the world in 2016 for research, global and regional reputation, international collaboration as well as number of highly-cited papers and doctorates awarded. In addition, the Center for the World University Rankings named UC San Diego the 17th best university in the world, 14th in the U.S. and third best public university in the nation in 2016.
- UC San Diego was named 16th best research university in the world by the Centre for Science and Technology Studies of Leiden University's 2015 list that measured scientific impact of universities worldwide.
- UC San Diego was named the seventh best public university across the globe by Times Higher Education World University Rankings. In its 2016-17 report, the London-based publication named UC San Diego 22nd in the United States and 41st internationally.
- For more than a decade, U.S. News & World Report has included UC San Diego among the nation's top 10 public universities. In the 2017 U.S. News & World Report Best Colleges guidebook, UC San Diego ranked 10th best public university in the nation and 44th best university in the U.S. among more than 300 public, private and for-profit institutions. The UC San Diego Jacobs School of Engineering's undergraduate program was ranked 24th in the category for engineering schools that award doctorates.



## Student Experiences and Perceptions

[More](#)

Students who are actively involved in their own learning and development are more likely to be successful in college. Colleges and universities offer students a wide variety of opportunities both inside and outside the classroom to become engaged with new ideas, people, and experiences. Institutions measure the effectiveness of these opportunities in a variety of ways to better understand what types of activities and programs students find the most helpful. UC San Diego conducts various surveys of incoming freshmen, current students and alumni. The summary of responses to core questions from a couple of these surveys will be provided below.

## 2012 Postbaccalaureate Survey (Administered to cohorts of graduates from 1, 3 and 4 years ago)

*Highest Degree Objective*

Graduating Class of :	2010/11	2009/10	2008/09
Bachelor's	15%	14%	17%
Master's	32%	35%	32%
Professional Doctorate	30%	30%	26%
Ph.D./Ed.D.	11%	10%	14%
Undecided	13%	11%	11%

*General Attitude Toward UCSD*

Graduating Class of :	2010/11	2009/10	2008/09
Very Positive	40%	39%	43%
Positive	43%	46%	43%
Neutral	11%	10%	9%
Negative	4%	3%	4%
Very Negative	2%	2%	1%

*Would You Recommend UCSD to Someone Considering Attending?*

Graduating Class of :	2010/11	2009/10	2008/09
Definitely Yes	54%	59%	52%
Probably Yes	36%	30%	37%
Probably No	4%	6%	6%
Definitely No	2%	1%	3%
Uncertain	4%	4%	2%

*Percentage Participating*

Graduating Class of :	2010/11	2009/10	2008/09
Study Abroad	19%	22%	19%
197 Internships	15%	14%	14%

*How well did UCSD prepare you for your current employment?*

Graduating Class of :	2010/11	2009/10	2008/09
Very well prepared	22%	19%	18%
More than adequately prepared	23%	26%	28%
Adequately prepared	40%	36%	35%
Less than adequately prepared	10%	14%	13%
Poorly prepared	5%	5%	6%

*Primary Field of Graduate Study (Top 10)*

Graduating Class of :	2010/11	2009/10	2008/09
Medical, Dental, Veterinary	14%	19%	16%
Business Administration	6%	5%	3%
Elementary Education	1%	6%	2%
Psychology	4%	4%	4%
Biology (General)	9%	6%	7%
Biochemistry/Biophysics	2%	2%	2%
Electrical/Electronic Engineering	1%	1%	3%
Political Science	3%	2%	4%
Pharmacy	3%	5%	5%
Nursing	2%	4%	3%

*Employment/Enrollment Status*

Graduating Class of :	Percentage Agreeing		
	2010/11	2009/10	2008/09
Graduate School Full-time	33%	40%	36%
Graduate School Part-time	3%	3%	5%
Employed Full-Time	46%	45%	47%
Employed Part-Time	14%	11%	10%
Unemployed/Seeking Employment	10%	6%	8%
Self-Employed	4%	2%	5%
Unemployed/ Not Seeking Employment	3%	1%	1%
Other Activities	4%	3%	3%

*The UCSD Experience: School Satisfaction*

Graduating Class of :	Percentage Reporting "Satisfied" or "Very Satisfied"		
	2010/11	2009/10	2008/09
Course Content in Major	76%	80%	82%
Faculty Instruction in Major	79%	80%	81%
Overall Academic Experience	82%	85%	85%
Overall Social Experience	63%	69%	64%
Overall Cultural Experience	59%	61%	64%
Atmosphere of Ethnic Understanding	55%	58%	60%
Variety of Courses Offered	78%	84%	84%

*Importance of UCSD Experience to Current Activities*

"Adequately" to "Very Well" Prepared by UCSD	
Writing Skills	90%
Quantitative Reasoning Skills	93%
Problem Solving Skills	93%
Knowledge of Science and Technology	90%
Ability to Get Along with Different Kinds of People	90%
Leadership Skills	77%
Research Skills	90%

**CLICK HERE** for additional  
information

## 2016 University of California Undergraduate Experiences Survey (UCUES)

<b>All Respondents</b>	<b>%</b>
Knowing what I know now, I would still choose to enroll at UC San Diego	
Strongly to Somewhat Agree	73.9%
Have you completed or are you now participating in the following activities at University of California?	
Credit bearing internship/practicum/field experience	23.7%
Non-credit bearing internship/practicum/field experience	31.8%
Students indicating they were "somewhat satisfied" to "very satisfied" with the following aspects of educational experience:	
Overall academic experience	74.6%
Variety of courses available in your major	81.1%
Quality of lower-division courses in your major	70.6%
Quality of upper-division courses in your major	72.3%
Overall quality of faculty instruction	86.1%
Availability of general education course	75.3%
Availability of courses needed for graduation	73.8%
Availability of library research resources	89.6%
Students indicating they were "somewhat satisfied" to "very satisfied" with the following aspects of campus life:	
Overall social experience	62.3%
Sense of belonging at UC San Diego	71.9%
Respect on campus for students of my race/ethnicity	77.5%
Respect on campus for students of my religious beliefs	84.2%

<b>All Respondents</b>	<b>%</b>
Student rating "good" to "excellent" level of proficiency in the following areas when started at UC San Diego and now:	
Ability to be clear and effective when writing - started	55.8%
Ability to be clear and effective when writing - now	82.1%
Analytical and critical thinking skills - started	58.5%
Analytical and critical thinking skills- now	87.8%
Quantitative skills - started	58.9%
Quantitative skills - now	76.0%
Ability to read and comprehend academic material - started	56.7%
Ability to read and comprehend academic material - now	86.4%
Understanding your field of study - started	36.3%
Understanding your field of study - now	87.6%
Plan to eventually pursue graduate degree/credential:	70.1%
Have you completed or are you now participating in the following activities at University of California?	
A research project or research paper for a course	61.3%
At least one research methods course	41.9%
At least one independent study course	21.7%
Assist faculty in conducting research	23.1%
A creative project as part of your coursework	34.0%
Academic experiences with a diversity focus	63.2%
Entrepreneurial program	4.2%
Study abroad	10.4%
Writing-intensive/enriched course(s)	69.5%

## Learning Outcomes

[More](#)

## 2015 Graduating Senior Survey (CSS) (2009-2011 CIRP Freshman Survey Respondents)

Rated self "highest 10%" or  
"above average" compared to  
average person  
his/her age in:

	<b>Freshmen (CIRP)</b>	<b>Graduating Seniors (CSS)</b>	<b>Difference</b>
Computer Skills	56.2%	56.6%	+0.4%
Leadership ability	58.7%	62.6%	+3.9%
Self confidence (intellectual)	48.4%	54.7%	+6.3%
Self confidence (social)	41.7%	42.0%	+0.3%
Self understanding	45.2%	62.1%	+16.9%
Public speaking ability	47.4%	44.4%	-3.0%
Understanding of others	45.1%	71.9%	+26.8%

Rated self "highest 10%" or  
"above average" compared to  
average person  
his/her age in:

	<b>Freshmen (CIRP)</b>	<b>Graduating Seniors (CSS)</b>	<b>Difference</b>
Physical health	40.0%	42.6%	+2.6%
Artistic ability	27.5%	33.1%	+5.6%
Cooperativeness	58.6%	78.2%	+19.6%
Creativity	62.5%	54.5%	-8.0%
Academic ability	84.6%	77.9%	-6.7%
Mathematical ability	57.9%	50.6%	-7.3%
Tolerance of others w/ different beliefs	79.9%	82.9%	+3.0%
Ability to see the world from someone else's perspective	69.9%	84.5%	+14.6%

## Other Outcomes Indicators

**2016**

\* 86.3% Law school acceptance rate

**2016**\* 39% Doctor of Medicine Medical School Acceptance rate  
40% national avg\* 27% Doctor of Osteopathic Medicine Medical School Acceptance rate  
34% national avg

\* based on those students who released their information

**2015**

1% of all allopathic medical school students in US are from UCSD.

1.6% of all osteopathic medical school students in US are from UCSD.

**2016**

Average score on the LSAT (applied to Law School)

**UCSD**

157.2

**National**

152.9

**2015**

Average score on the MCAT (applied to Med School)

28.4

26.4

Average score on the MCAT (accepted to Med School)

30.9

29.6

