

777

Medicine/Pharmacy
Graduates
Undergraduates

7,765

33,343

Total

41,885

TOTAL ENROLLMENT

UC San Diego enrolled 8,542 graduate and medical students and 33,343 undergraduate students.

75%

The percentage of undergraduates from California



GRADUATION RATES - UNDERGRADUATES

Over four-fifths of all students who begin their undergraduate studies at UC San Diego complete their degree requirements at UC San Diego.

89.4%

The six-year graduation rate for the 2015 first-time first-year student cohort.

87.7%

The four-year graduation rate for the 2017 community college transfer cohort.

TIME TO DEGREE

4.0 Years

or 12.0 quarters. The average time-to-degree for students who entered UC San Diego from high school.

2.2 Years

or 6.7 quarters. The average time-to-degree for community college transfer students.



DEGREES CONFERRED

In 2020/2021 UC San Diego awarded a total of 11,775 degrees; of these, 73% were awarded to undergraduates.

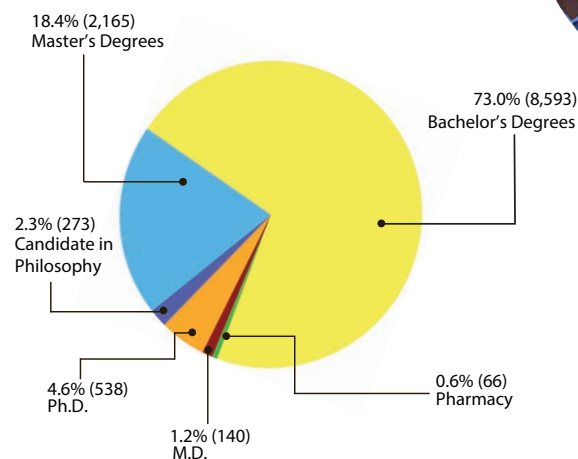


Photo Credit:
Erik Jepsen
University Communications

UC San Diego

INSTITUTIONAL RESEARCH

STUDENT PROFILE

2021 - 2022

STUDENT CHARACTERISTICS

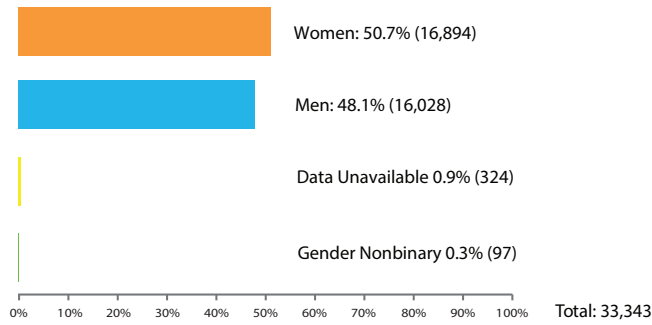
Office of Institutional Research
Academic Affairs
ir.ucsd.edu

2021-2022 STUDENT CHARACTERISTICS

UNDERGRADUATE ENROLLMENT

GENDER¹

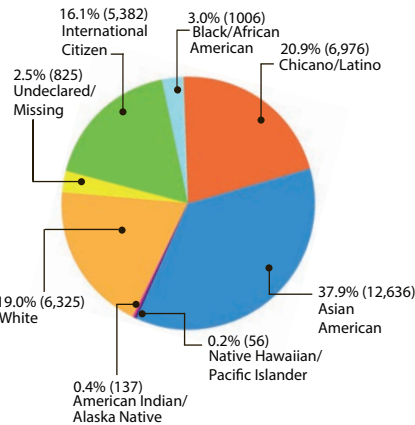
Among undergraduates, the number of female students is slightly higher than the distribution of male students.



¹ Per UCOP, students who report gender identities as female or trans-female are reported as women; students who report gender identities as male or trans-male are reported as men. Please note that efforts to improve how gender information is collected through the UC application have contributed to an undercount of students who are identified as gender nonbinary in official counts.

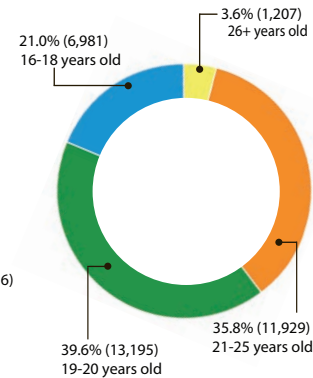
ETHNICITY

The undergraduate student body at UC San Diego is ethnically diverse.



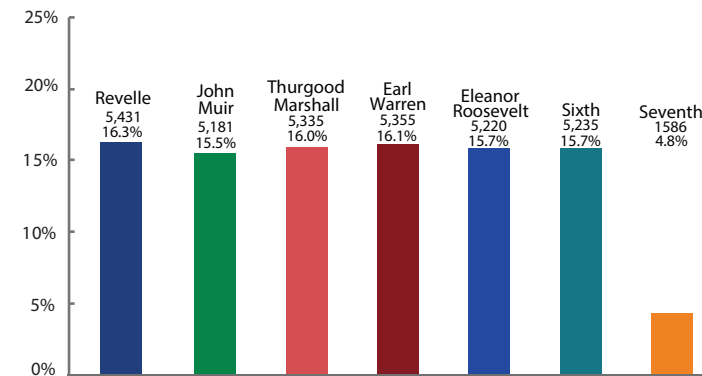
AGE

The average age of undergraduates is 21 years; the vast majority are under the age of 25.



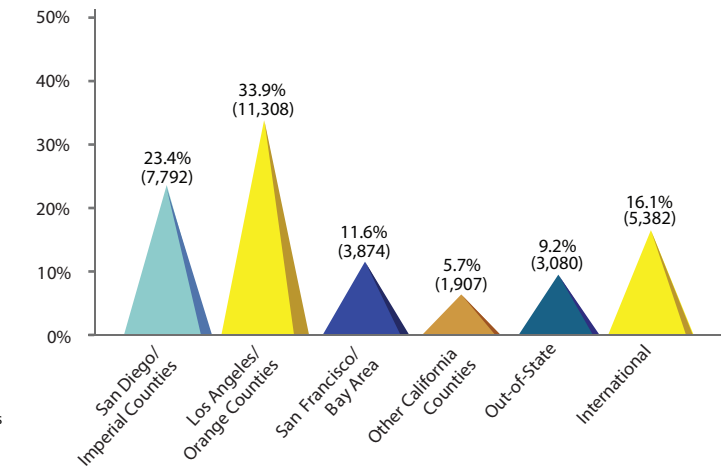
UNDERGRADUATE COLLEGES

Currently Revelle and Warren Colleges enroll the largest number of undergraduates.



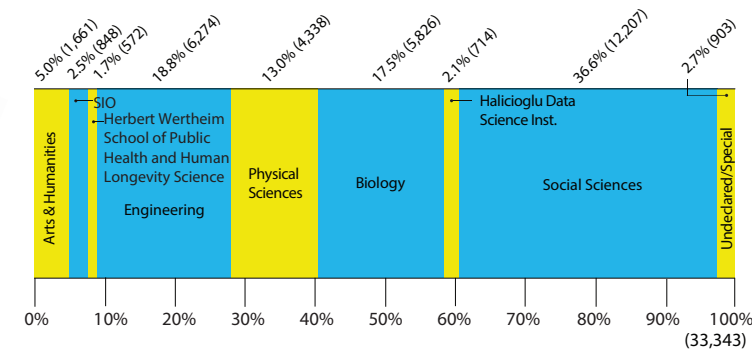
GEOGRAPHIC ORIGIN

Three-fourths of all undergraduates are from California. Out-of-state and international students represent approximately one quarter of the undergraduate student body.



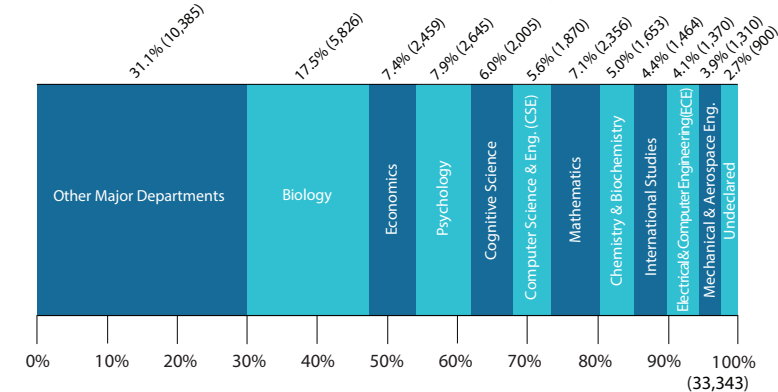
FIELDS OF STUDY

UC San Diego offers more than 100 undergraduate majors in eight disciplinary areas (i.e. groups of majors). Currently, social science is the most popular field of study followed by engineering and biology.



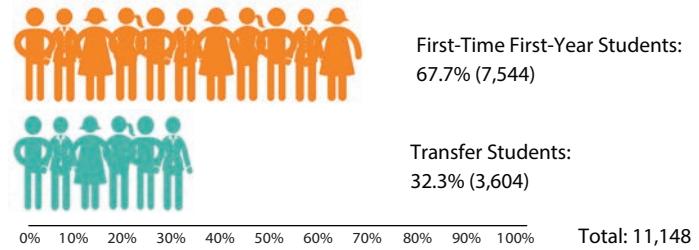
MAJOR DEPARTMENTS

The 10 most frequently declared undergraduate major departments are listed below. Approximately 17% of all undergraduate students major in biology.



NEW STUDENT ENROLLMENT

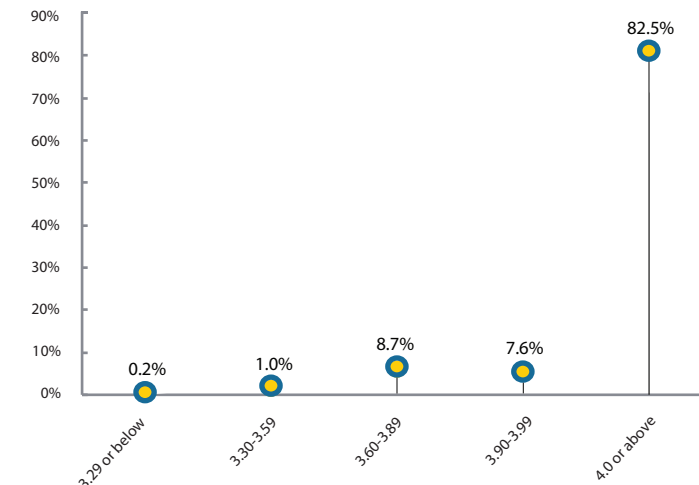
A total of 11,148 new students enrolled in classes in the Fall 2021 term.



FIRST-TIME FIRST-YEAR STUDENTS

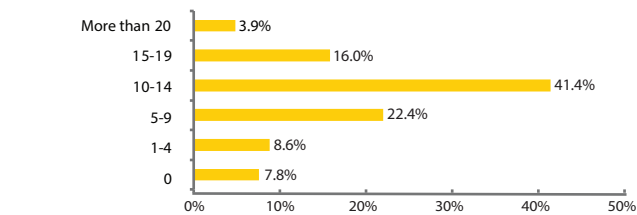
HIGH SCHOOL GRADE POINT AVERAGE

The average high school GPA for the 2021 first-time first-year student cohort was 4.13. Approximately, five-sixths (83%) had a GPA of 4.0 or higher. GPAs may exceed 4.0 due to credit for honors courses.



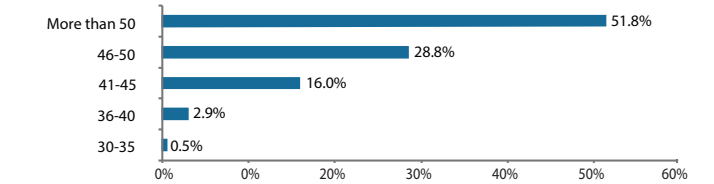
HONORS COURSES

The average number of honors courses taken in the 10th and 11th grades for the 2021 first-time first-year student cohort was 11.



COLLEGE PREPARATORY (A-G) COURSES

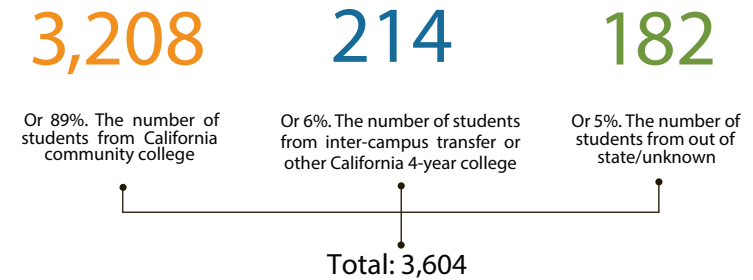
For the 2021 first-time first-year student cohort, the average number of A-G semester courses completed in high school was 54. The minimum A-G course requirement is 30 semester courses - 14 of which must be taken during the last two years of high school.



TRANSFER STUDENTS

TRANSFER INSTITUTIONS

The vast majority of transfer students attend California Community Colleges prior to enrolling at UC San Diego.



TRANSFER GRADE POINT AVERAGE

The average transfer GPA for the 2021 transfer cohort was 3.63. 91% of all transfer matriculants had GPAs of 3.30 or higher.

