

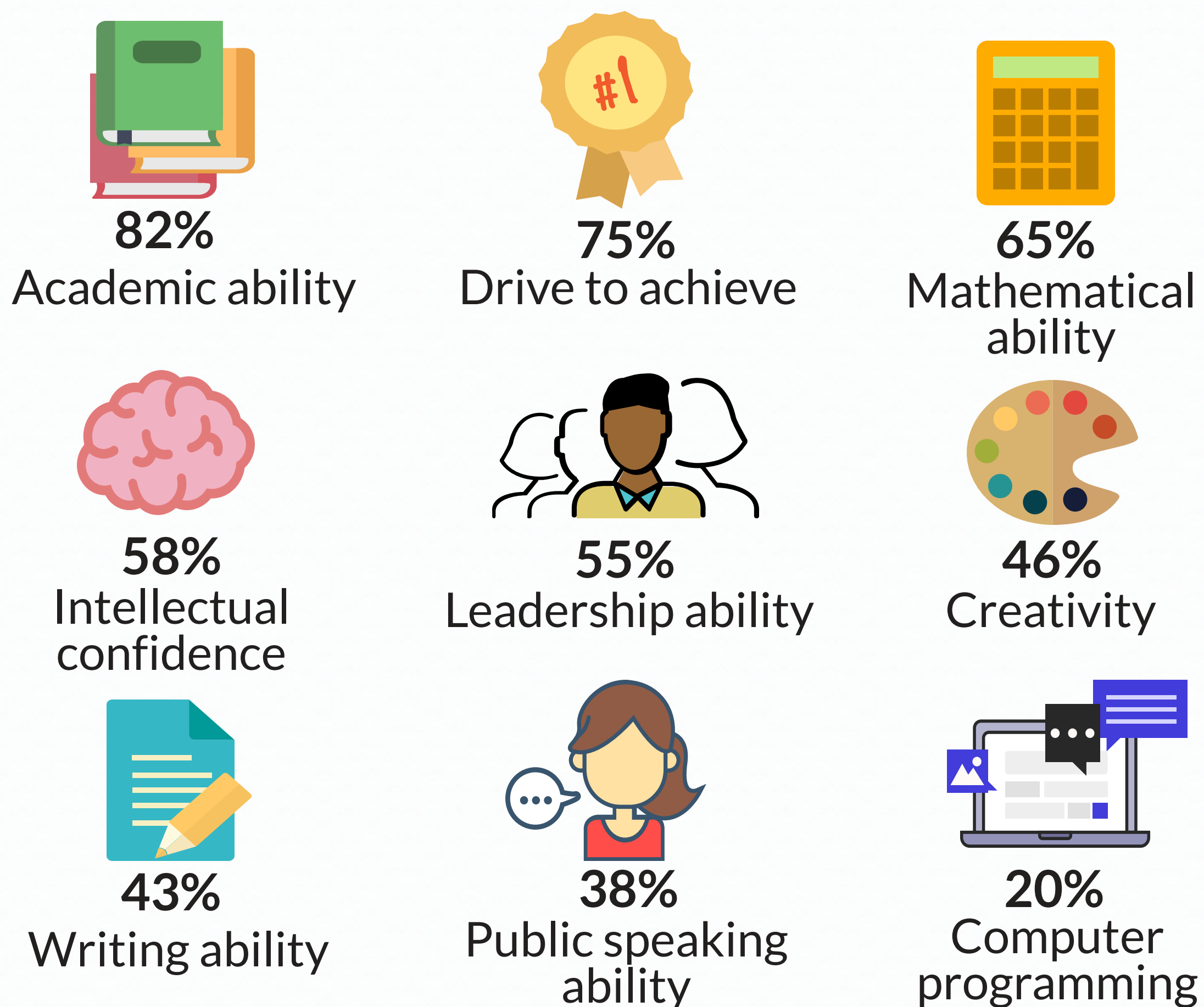
2019 First-Year Student Profile

Who's Coming To College?

ACADEMIC BACKGROUND AND ASPIRATIONS

SELF RATING OF COLLEGE SKILLS

Rated self as above average or highest 10%



PAST EXPERIENCES

In the past year, students have frequently...

- 48% Studied with other students
- 41% Asked questions in class
- 31% Asked a teacher for advice after class
- 24% Tutored another student

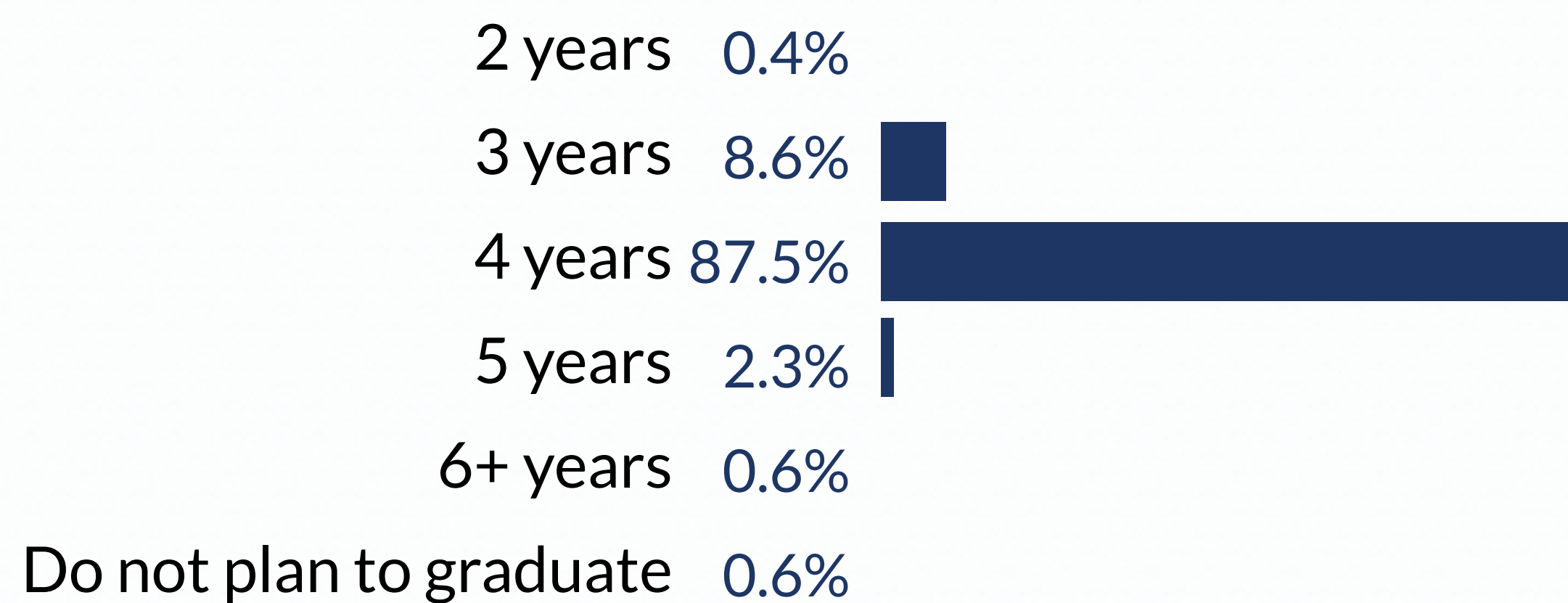
- 66% Supported their opinions with a logical argument
- 62% Sought solutions to a problem and explained them
- 47% Sought alternative solutions to a problem

- 58% Accepted mistakes as part of the learning process
- 55% Evaluated the quality/reliability of information
- 43% Explored topics on their own
- 33% Looked up scientific research articles & resources

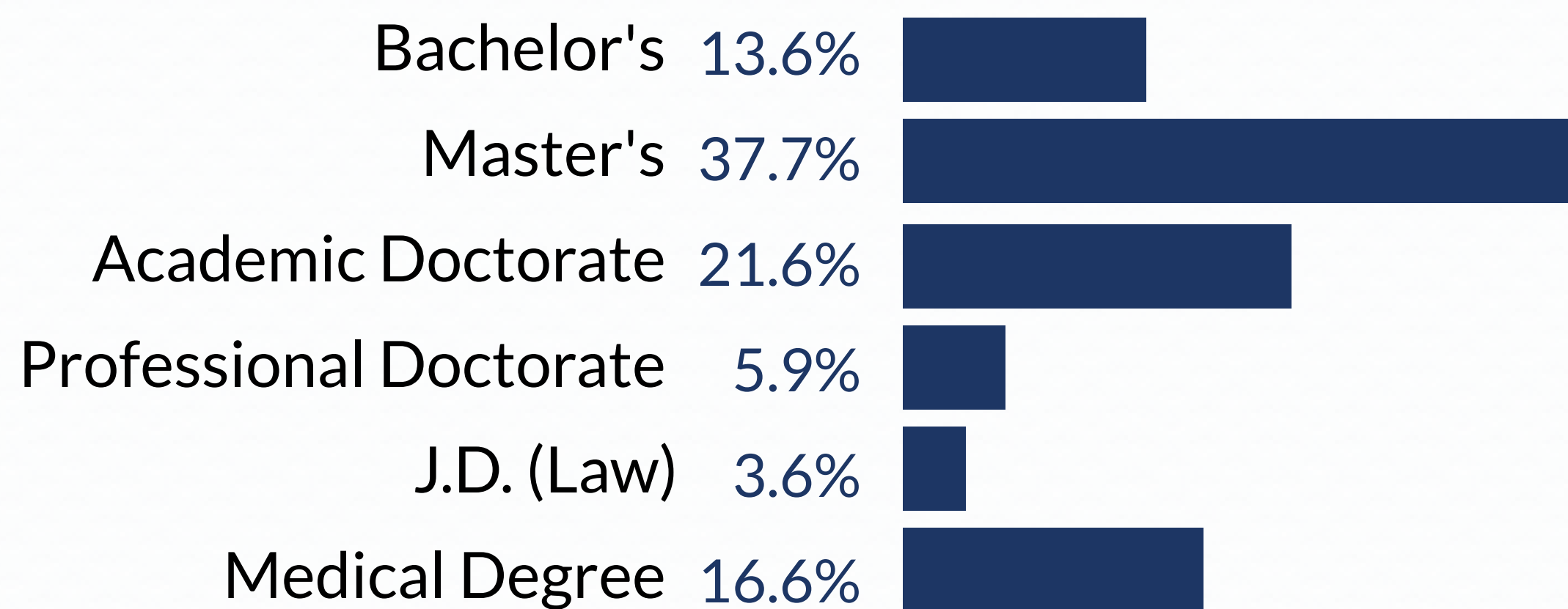
- 8% Fallen asleep in class
- 4% Failed to complete homework on time

EXPECTATIONS FOR COLLEGE EXPERIENCES

Number of years expected to take to graduate

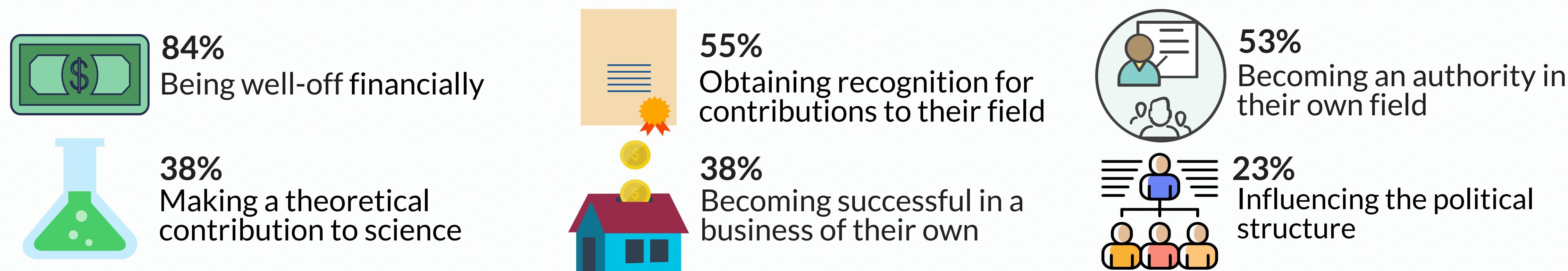


Highest academic degree planned



CAREER GOALS

Rated as very important or essential



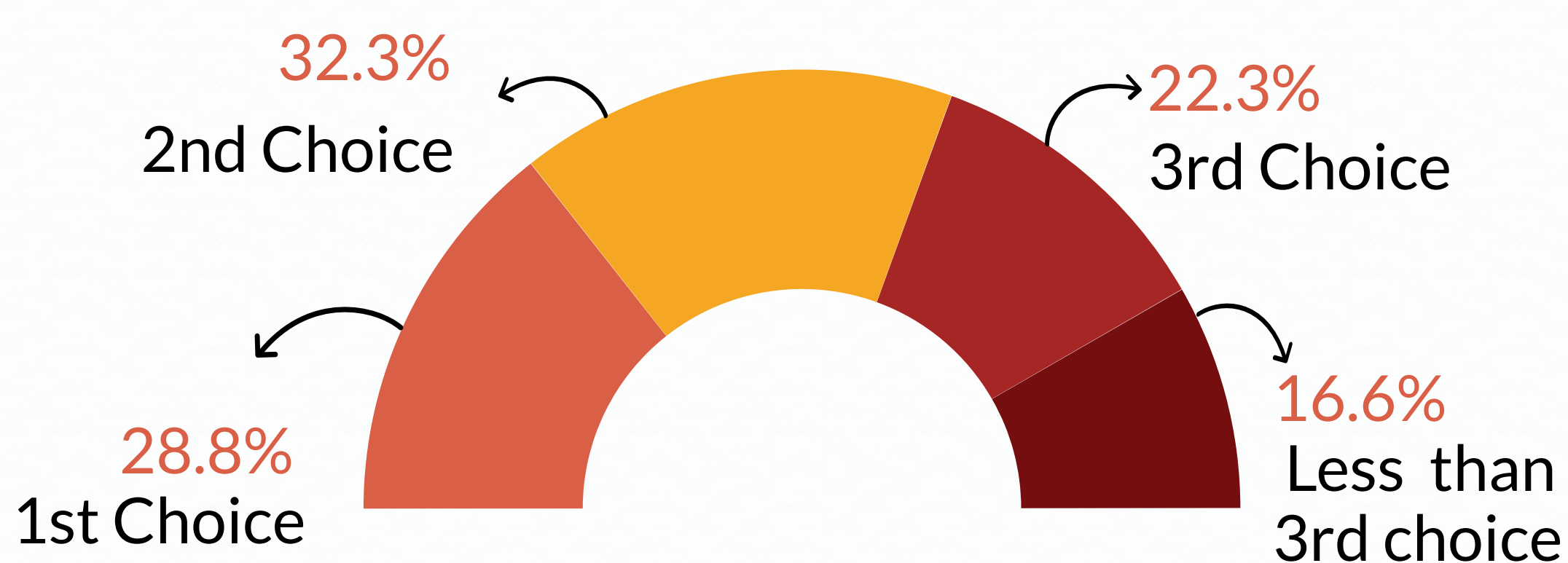
2019 First-Year Student Profile

Who's Coming To College?

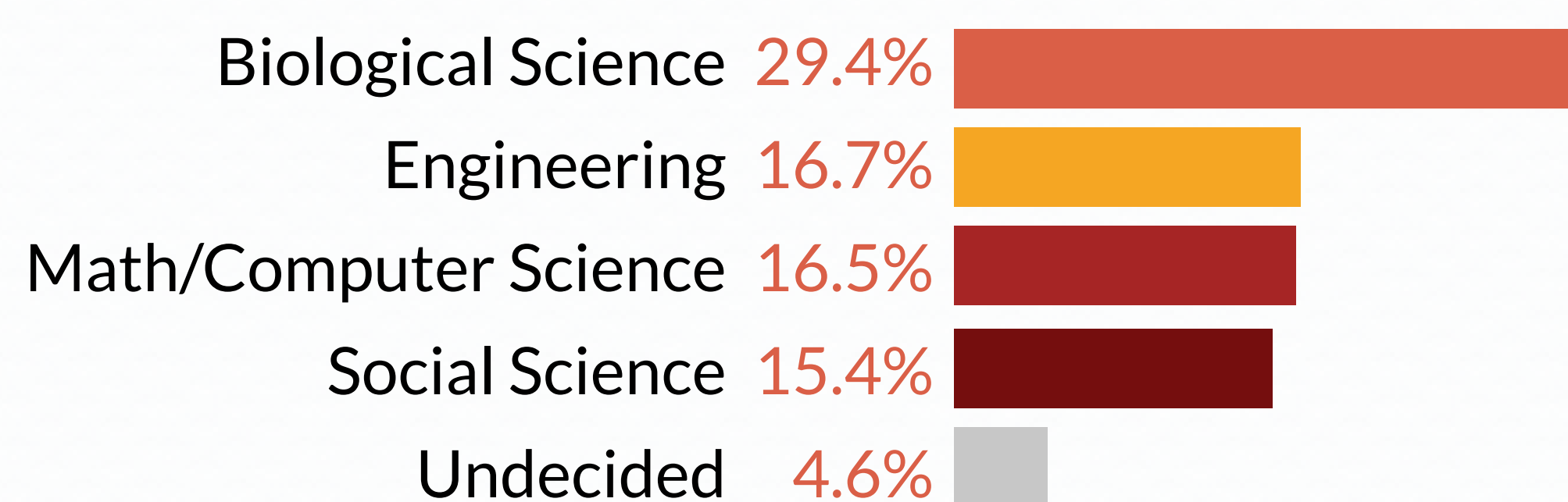
COLLEGE CHOICE

RANKINGS

Is UC San Diego your:



Top 5 intended majors:



REASONS FOR CHOOSING UC SAN DIEGO

Indicated reason as **very important**

- 77% This college has a very good academic reputation
- 57% This college's graduates get good jobs
- 31% Offered financial assistance
- 30% This college's graduates make a difference in the world
- 29% Rankings in national magazines
- 27% A visit to this campus
- 17% Wanted to go to a school about the size of this college
- 16% My parents/relatives wanted me to come here
- 15% Wanted to live near home
- 8% Not offered aid by first choice
- 8% Could not afford first choice
- 7% High school counselor advised me
- 6% My teacher advised me



FINANCES

SOURCES OF FUNDING

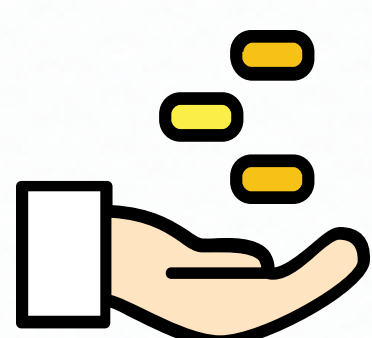
Estimate of parents'/guardians' total income

- 15.3% Less than \$30,000
- 23.7% \$30,000 to \$74,999
- 22.2% \$75,000 to \$124,999
- 16.0% \$125,000 to \$199,999
- 22.9% More than \$200,000



Received the following forms of financial aid

- 35% Need-based grants or scholarships
- 30% Pell Grant
- 31% Merit-based grants or scholarships
- 27% Work-study
- 4% Military grants



ABILITY TO FINANCE COLLEGE

Parents'/Guardians' current employment status

- 78% Employed
- 3% Seasonally Employed
- 14% Unemployed
- 5% Retired



Concerns about financing college education

- None 35%
- Some 55%
- Major 10%



EXPECTATIONS FOR WORK

- 46% Indicated a **very good chance** they will...
Get a job to help pay for college expenses



2019 First-Year Student Profile

Who's Coming To College?

INTER-GROUP RELATIONS AND GLOBAL CITIZENSHIP


SELF RATING OF RELATIONAL SKILLS

Rated as a **major strength** or **somewhat strong**




86%

Work cooperatively with diverse people



85%

Tolerance of others with different beliefs



79%

See the world from someone else's perspective



67%

Discuss and negotiate controversial issues

PAST EXPERIENCES

In the past year, students have frequently...

- 74% Socialized with someone of another racial/ethnic group
- 36% Performed volunteer work
- 8% Helped raise money for a cause or campaign
- 4% Demonstrated for a cause (boycott, rally, protest)

FUTURE EXPECTATIONS

Indicated a **very good chance** they will...

- 58% Participate in student clubs/groups
- 57% Vote in a local, state, or national election
- 32% Participate in a study abroad program
- 32% Participate in volunteer or community service work
- 7% Participate in student government
- 6% Join a social fraternity or sorority

COMMUNITY GOALS

Rated as **very important** or **essential**



75%

Helping others who are in difficulty




64%

Improving understanding of other countries & cultures



54%

Developing a meaningful philosophy of life




49%

Helping to promote racial understanding



38%

Being a community leader



36%

Participating in a community action program

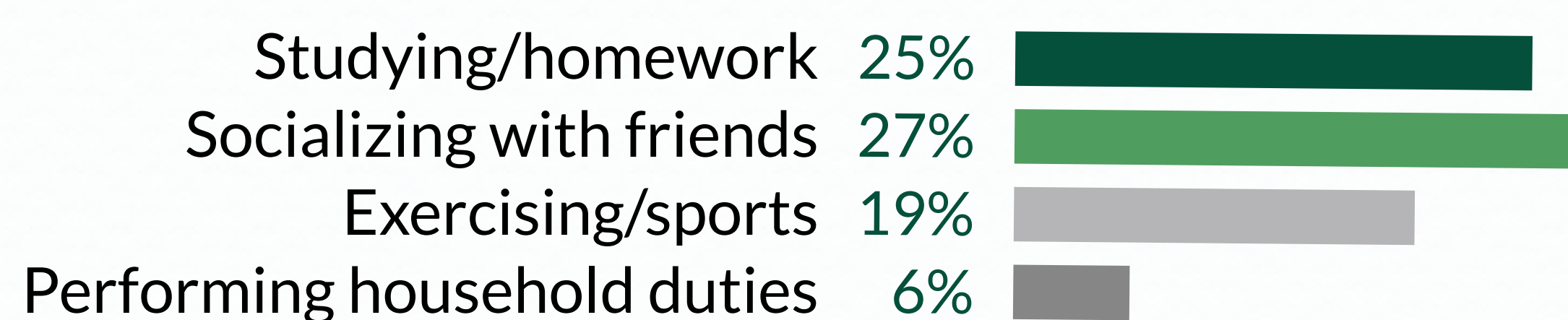
HEALTH AND WELLNESS

PAST EXPERIENCES

In the past year, students have frequently...

- 38% Felt overwhelmed by all they had to do
- 35% Felt anxious
- 14% Felt depressed
- 3% Consumed wine or liquor
- 2% Drank beer

During their last year of high school, students spent **6-10 hours** on the following activities:



2019 First-Year Student Profile

Who's Coming To College?


OPINIONS AND BELIEFS

OPINIONS ABOUT POLITICAL & SOCIAL ISSUES

Students indicated they **strongly agree** that...



66%
Addressing global climate change should be a federal priority



78%
Gays and lesbians should have the legal right to adopt a child



57%
The U.S. government should create a clear path to citizenship for undocumented immigrants



58%
The federal government should have stricter gun control laws



30%
Wealthy people should pay a larger share of taxes than they do now



16%
Affirmative action in college admissions should be abolished

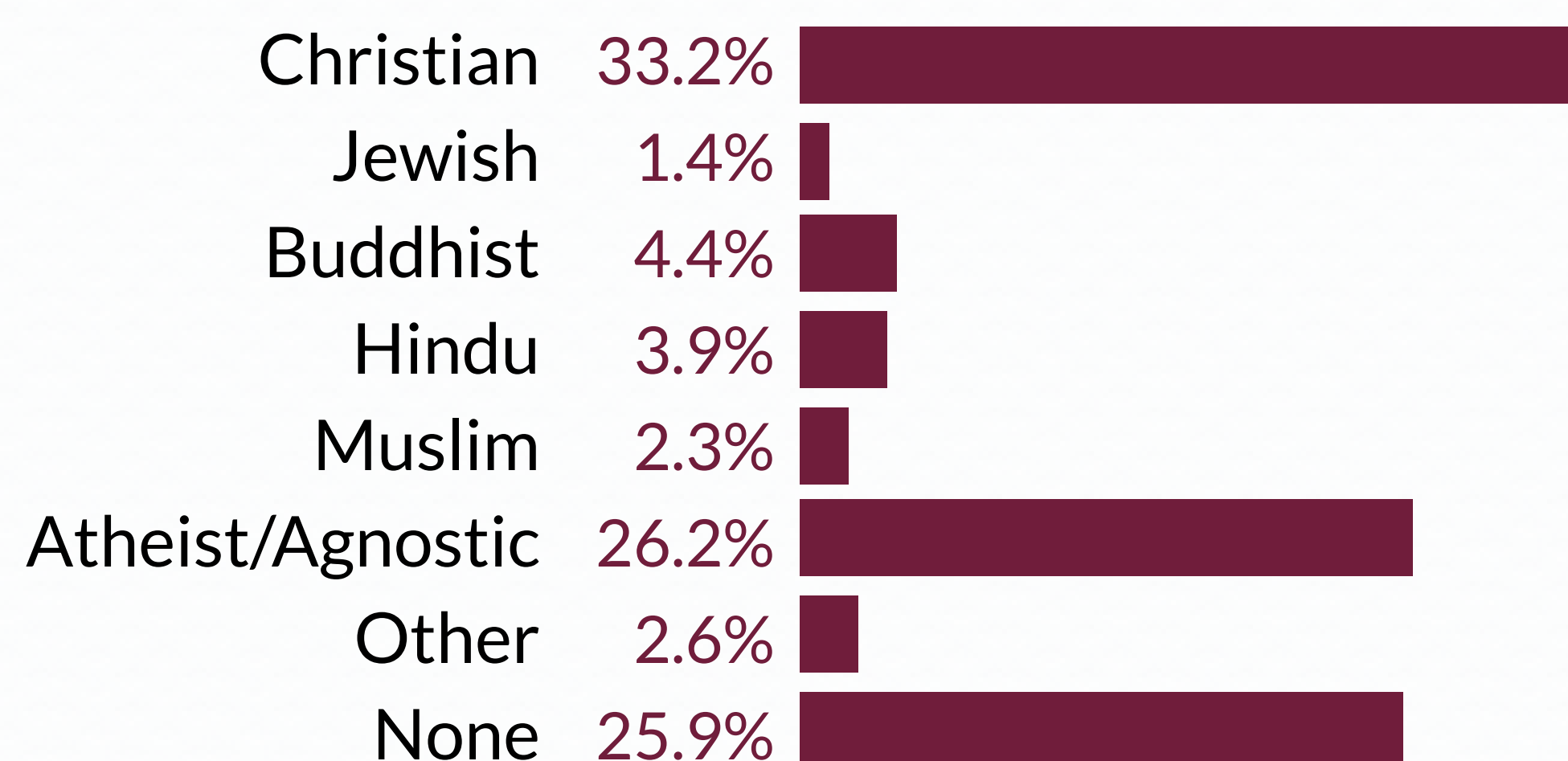


11%
Colleges have the right to ban extreme speakers from campus

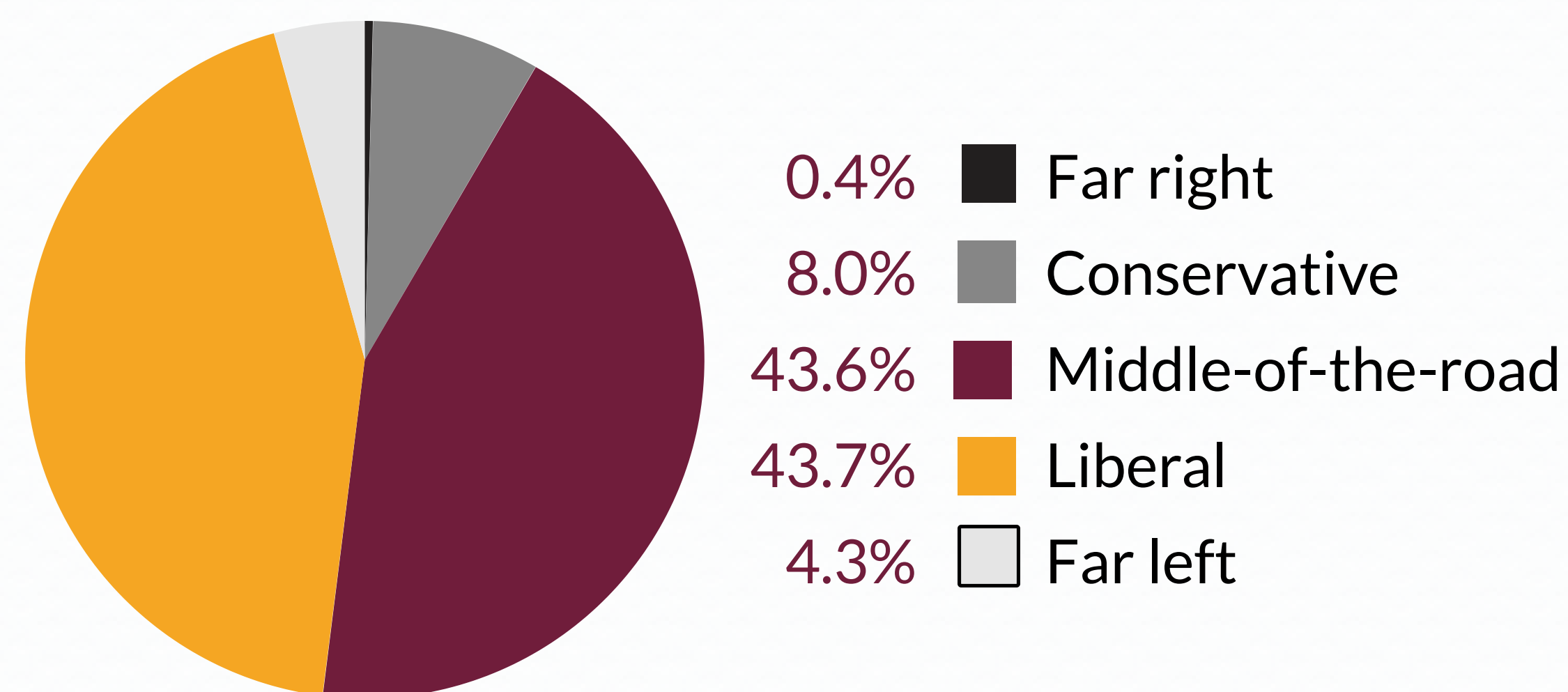


2%
Racial discrimination is no longer a major problem in America

RELIGIOUS AFFILIATIONS



POLITICAL AFFILIATIONS




PAST EXPERIENCES


In the past year, students have **frequently**...



28%
Discussed politics



20%
Attended religious service



13%
Publicly communicated opinion about a cause

CIVIC GOALS

Rated as **very important or essential**



62%
Raising a family



43%
Keeping up to date with political affairs



34%
Integrating spirituality into my life